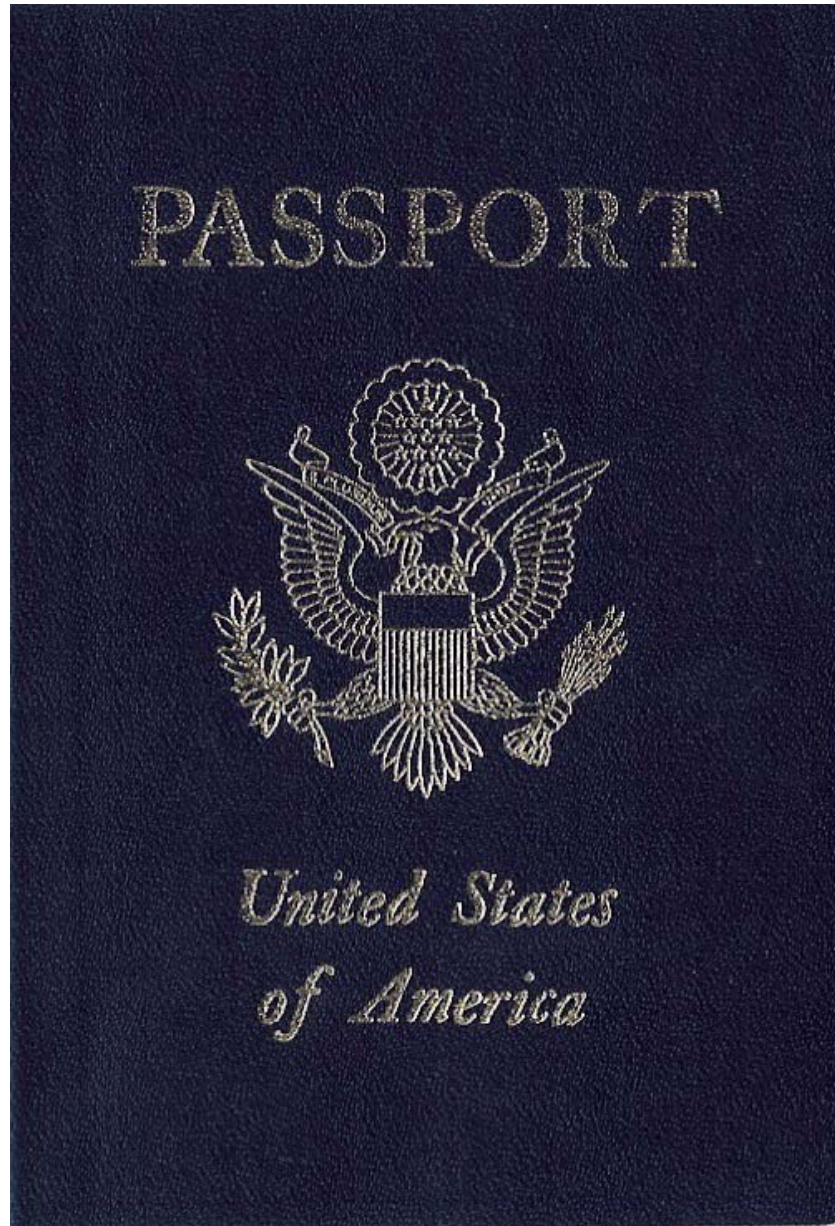


# ***GETTING A USA PASSPORT AS A “NON-CITIZEN NATIONAL”***



**TABLE OF CONTENTS**

**TABLE OF AUTHORITIES .....2**

**1. INTRODUCTION.....8**

**2. IMPORTANT FACTS ABOUT CITIZENSHIP AND PASSPORTS .....10**

**3. GENERAL GUIDANCE ON COMPLETING GOVERNMENT FORMS .....11**

**4. HOW THE DEPT. OF STATE ACTIVELY SABOTAGES THE PASSPORT APPLICATION PROCESS TO BENEFIT THEMSELVES AND UNDERMINE YOUR RIGHTS AND STATUS AND HOW TO DEAL WITH THEM .....14**

    4.1 Traps in the DS-11 Passport Form to Watch Out For ..... 14

    4.2 Traps in the Passport Application Process ..... 17

**5. COMPLETING THE PASSPORT APPLICATION PROCESS .....20**

    5.1 Introduction .....20

    5.2 What to Put in Specific Fields for those who are Non-Citizen Nationals .....22

    5.3 Dealing with Additional Requests for Information .....24

    5.4 Answering Questions From the Government About Previous Passports You Had .....26

**6. ABOUT SSNs ON THE PASSPORT APPLICATION .....27**

**7. USING PASSPORT EXPEDITING SERVICES.....30**

**8. WHAT TO DO WITH YOUR PASSPORT AFTER YOU GET IT .....30**

**9. UPDATING AN EXISTING PASSPORT THAT HAS ALREADY BEEN ISSUED WITH ADDITIONAL DOCUMENTATION .....31**

**10. GETTING THE "NON-CITIZEN NATIONAL" ENDORSEMENT ON P. 24 OF THE PASSPORT .....33**

**11. OBTAINING COPIES OF PASSPORT RECORDS .....34**

**12. FREQUENTLY ASKED QUESTIONS.....34**

    12.1 Which form to submit? ..... 34

    12.2 Substitute Forms? ..... 35

    12.3 What is the oath of naturalization? ..... 35

    12.4 Proper Citizenship of Parents?..... 35

    12.5 Computer matching with old passport that has a number ..... 36

    12.6 Rejection of Passport Application ..... 36

    12.7 Aren't they just asking for your nationality on the application? ..... 37

**13. SOURCES OF RESISTANCE FROM PASSPORT AGENCIES.....40**

    13.1 Rejection of Application Because Perjury Statement Modified .....40

    13.2 Rejection of application because USA Passport Application is Attached .....41

    13.3 Acceptance Agent Says it is Their Discretion Whether They will Accept or Use the USA Passport Application Attachment.....41

**14. COURT REMEDIES FOR THOSE UNLAWFULLY DENIED A PASSPORT AS A STATUTORY "NON-CITIZEN NATIONAL" .....42**

---

**TABLE OF AUTHORITIES**

**Constitutional Provisions**

Article 1, Section 9, Clause 3 ..... 28

Article I, Section 2, Clause 2 of the United States Constitution ..... 8

Fifth Amendment ..... 21

First Amendment ..... 28

Fourteenth Amendment.....	8
Thirteenth Amendment.....	39

## Statutes

18 U.S.C. §§3 and 4 .....	33
18 U.S.C. §1001 .....	32, 41
18 U.S.C. §1542 .....	11, 21, 24, 32, 41
18 U.S.C. §1543 .....	11
18 U.S.C. §1621 .....	32, 41
18 U.S.C. §1622 .....	32, 41
18 U.S.C. §4 .....	32
18 U.S.C. §641 .....	30
18 U.S.C. §654 .....	30
18 U.S.C. §911 .....	26, 32
18 U.S.C. §912 .....	20, 29
18 U.S.C. Part 1, Chapt 75: Passports and Visas.....	45
22 U.S.C. §212 .....	10, 17, 18, 25
22 U.S.C. §214 .....	28
22 U.S.C. §2721 .....	37
22 U.S.C. §2721: Impermissible Basis for Denial of Passports .....	46
26 U.S.C. §3121(e).....	8
26 U.S.C. §6039E.....	14, 26, 27, 29
26 U.S.C. §6039E: Information concerning resident status .....	46
26 U.S.C. §6109 .....	29
26 U.S.C. §7701(a)(26) .....	29
26 U.S.C. §7701(a)(30) .....	9
26 U.S.C. §7701(a)(31) .....	32
26 U.S.C. §7701(a)(9) and (a)(10) .....	28
26 U.S.C. §892(a)(1).....	22
28 U.S.C. §1332 .....	40
28 U.S.C. §1332(e).....	40
28 U.S.C. §1603(b)(3).....	17
28 U.S.C. §1605(a)(2) .....	18
28 U.S.C. §1746(1) .....	32
31 U.S.C. §7701 .....	14, 28, 29
31 U.S.C. §7701(c)(2) .....	29
31 U.S.C. §7701(c)(2)(D).....	29
4 U.S.C. §110(d) .....	30
4 U.S.C. §72 .....	21
42 U.S.C. §408 .....	18
42 U.S.C. §408(a)(8) .....	37
42 U.S.C. §666 .....	26
44 U.S.C. §1505(a)(1) .....	27
44 U.S.C. §1508 .....	25
5 U.S.C. §2105 .....	20
5 U.S.C. §552(a).....	27
5 U.S.C. §552a(a)(13) .....	20
8 U.S.C. §1101(a)(21) .....	8, 10, 14, 15, 24, 26, 32, 34, 39, 40
8 U.S.C. §1101(a)(22)(B).....	9, 10, 15, 39, 40
8 U.S.C. §1101(a)(38) .....	38
8 U.S.C. §1101: Definitions .....	46
8 U.S.C. §1185: Travel control of citizens and aliens .....	46
8 U.S.C. §1401 .....	9, 10, 14, 15, 18, 20, 24, 26, 32, 35, 38, 40
8 U.S.C. §1408 .....	9, 14, 15, 24, 34, 39, 40
8 U.S.C. §1408: Nationals but not citizens of the United States at birth.....	46
8 U.S.C. §1448 .....	11

8 U.S.C. §1452 .....	8, 10, 14, 15, 19, 24, 26, 32, 37, 39, 40
8 U.S.C. §1452(b) .....	33
8 U.S.C. §1452: Certificates of citizenship or U.S. non-citizen national status; procedure .....	46
8 U.S.C. §1503(a).....	42
8 U.S.C. Sec. 1101(a)(36) .....	39
Foreign Sovereign Immunities Act .....	45
Foreign Sovereign Immunities Act, 28 U.S.C. §1603(b)(3).....	14
I.R.C. 7805 .....	27
I.R.C. Sections 6671(b) and 7343 .....	12
Paperwork Reduction Act of 1980, 44 U.S. Code, Section 3501 et seq.), Section 3512. Public Protection .....	25
Paperwork Reduction Act, 44 U.S.C. §3501 .....	25
Title 26 of the U.S. Code.....	38
Title 8 of the U.S. Code.....	24

## Regulations

20 CFR §422.103(d).....	17, 20, 21, 26, 29, 32
20 CFR §422.104 .....	19, 29
22 CFR §22.1 .....	28
22 CFR §50.10: Certificate of nationality .....	46
22 CFR §51.40 .....	20
22 CFR §51.41 .....	20
22 CFR §51.46 .....	20
22 CFR §51.61-66.....	28
22 CFR §51.7 .....	22
22 CFR §51.70 .....	22
22 CFR Part 50: Nationality Procedures .....	46
22 CFR Part 51: Passports.....	46
22 CFR Part 53: Passport Requirement Exceptions .....	46
22 CFR, Part 51 .....	25
26 CFR §1.1-1(c).....	8
26 CFR §301.6109-1 .....	26, 27
26 CFR §301.6109-1(g) .....	28
26 CFR §301.6109-1: Identifying Numbers.....	46
26 CFR §601.702(a)(2)(ii) .....	27
31 CFR .....	29
31 CFR §103.34(a)(3)(x).....	26
31 CFR §306.10 .....	26
31 CFR Parts 900-904 .....	28
73 F.R. 1660-1664: Dept of State opens passport record files to spies and cops .....	46
8 CFR §215.1 .....	38

## Cases

Abood v. Detroit Board of Education, 431 U.S. 209, 97 S.Ct. 1782, 52 L.Ed2d 261 (1977).....	28
Cook v. Tait, 265 U.S. 47 (1924) .....	39
Estate of Hemingway v. Random House, Inc., 23 N.Y.2d 341, 348, 296 N.Y.S.2d 771, 776, 244 N.E.2d 250, 255 (1968)25	
Frost & Frost Trucking Co. v. Railroad Comm'n of California , 271 U.S. 583.....	19, 25
Frost v. Railroad Commission, 271 U.S. 583; 46 S.Ct. 605 (1926) .....	19
Georgia R. & Power Co. v. Atlanta, 154 Ga 731, 115 SE 263.....	13
Gomillion v. Lightfoot, 364 U.S. 339, 345.....	19, 25
Haig vs Agee, 453 U.S. 280 (1981).....	10
Harman v. Forssenius, 380 U.S 528 at 540, 85 S.Ct. 1177, 1185 (1965).....	19, 25
Harper & Row Publishers, Inc. v. Nation Enterprises, 471 U.S. 539, 559, 105 S.Ct. 2218, 85 L.Ed.2d 588 (1985) .....	25
Lippencott v. Allander, 27 Iowa 460.....	13

Miller Brothers Co. v. Maryland, 347 U.S. 340 (1954).....	23
Minor v. Happersett, 88 U.S. (21 Wall.) 162, 166-168 (1874).....	10, 23
Shachtman v. Dulles, 225 F.2d 938, C.A.D.C. (1955) .....	19
Slaughter-House Cases, 83 U.S. (16 Wall.) 36, 21 L.Ed. 395 (1873) .....	10
State ex rel. Hutton v. Baton Rouge, 217 La 857, 47 So 2d 665.....	13
Tower v. Tower & S. Street R. Co. 68 Minn 500, 71 NW 691 .....	13
U.S. v. Wong Kim Ark, 169 U.S. 649, 18 S.Ct. 456; 42 L.Ed. 890 (1898).....	8
United States v. Wong Kim Ark, 169 U.S. 649, 18 S.Ct. 456, 42 L.Ed. 890 (1898) .....	9
Urtetiqi v. D'Arbel, 9 Peters 692 .....	11
Wooley v. Maynard, 430 U.S. 705, 714, 97 S.Ct. 1428, 1435, 51 L.Ed.2d 752 (1977) .....	25
Wooley v. Maynard, 430 U.S. 705, 97 S.Ct. 1428, 51 L.Ed. 752 (1977).....	28

## Other Authorities

"Sovereign"="Foreign".....	45
"Taxpayer" v. "Nontaxpayer", Which one are you?.....	29
3C Am Jur 2d §2732-2752 .....	42
About SSNs/TINs on Government Forms and Correspondence, Form #04.104.....	29, 43, 45
About SSNs/TINs on Government Forms and Correspondence, Form #05.012.....	28
Affidavit of Citizenship, Domicile, and Tax Status, Form #02.001 .....	14
Am.Jur.2d, Franchises, §4: Generally .....	13
Anderson's Manual for Notaries Public, Ninth Edition, 2001, ISBN 1-58360-357-3 .....	37
Certificate/Proof/Affidavit of Service, Form #01.002.....	33
Change of Address Affidavit.....	44
Chief Legal Counsel, Passport Policy, Department of State .....	45
Citizenship and Sovereignty Course, Form #12.001 .....	45
Citizenship Status v. Tax Status, Form #10.011.....	45
Citizenship, Domicile, and Tax Status Options, Form #10.003 .....	42
Conch Republic Passport.....	46
Corporatization and Privatization of the Government, Form #05.024 .....	8, 12
Department of State: Passport forms .....	44
Dept of State Website: Certificates of Non-Citizen Nationality.....	33
Dept. of Homeland Security.....	25
Dept. of State DS-011 form.....	22
Dept. of State form DS-11.....	42
Dept. of State Form DS-71.....	43
Dept. of State form FS-581: Questionnaire Information for Determining U.S. citizenship .....	44
Dept. of State Passport Amendment Form, DS-19 or the DS-11 .....	35
Dept. of State Passport Services.....	44
Dept. of State Phone List.....	44
Dept. of State Rejection Letter .....	36
Dept. of State Website on obtaining passport records .....	34
Dept. of State: How to Apply for a Passport in Person .....	44
Dept. of State: U.S. Passport Card .....	44
Developing Evidence of Citizenship, Form #12.002.....	20
DOS Form IN-709-01 .....	41
DOS IN-709 form.....	24
DS-11 .....	20
DS-11 form.....	23, 31, 34, 39, 40
DS-11 form, Block 13 .....	30
DS-11 or DS-82 forms .....	42
DS-11 passport application .....	31
DS-11 Passport Application .....	40
DS-19 form.....	35
DS-71 form.....	11
DS-71 form, p. 2.....	11
DS-82 .....	20, 21

Embassy of Heaven Passport .....	46
Family Guardian Forums, Forum 6.1.3: Citizenship in laws, forms and in government publications .....	34
Family Guardian Forums: 5.2.3 Restoring, Proving, and Generating Evidence of personal and state sovereignty .....	42
Family Guardian Forums: 6.1 Citizenship, Domicile, and Nationality Forums .....	40
Family Guardian Forums: 6.1 Citizenship, Domicile, and Nationality Topic .....	42
Family Guardian, Property and Privacy Protection Page .....	45
Federal and State Tax Withholding Options for Private Employers, Form #09.001 .....	22
Federal and State Tax Withholding Options for Private Employers, Form #09.001, section 20.3 .....	35
Federal Enforcement Authority in States of the Union, Form #05.032 .....	18, 28
Federal Pleading/Motion/Petition Attachment, Litigation Tool #01.002 .....	42
Flawed Tax Arguments to Avoid, Form #08.004, Section 6.10 .....	12
Flawed Tax Arguments to Avoid, Form #08.004, Section 6.12 .....	9
Form I-9 .....	10
Global Passport and Visa Services .....	30
Government Conspiracy to Destroy the Separation of Powers, Form #05.023 .....	8
Government Instituted Slavery Using Franchises, Form #05.030 .....	32
Great IRS Hoax, Form #11.302, sections 5.4 through 5.4.3.6 .....	29
IN-709-01 .....	18
IN-709-01 form .....	37
IRS Form 1040NR .....	40
Legal Notice of Change in Domicile/Citizenship Records and Divorce from the United States, Form #10.001 .....	44
National Passport Information Center .....	44
Nitro PDF Editor .....	30
Nonresident Alien Position, Form #05.020 .....	8
Nonresident Alien Position, Form #05.020, Sections 6 and 7 .....	38
Obtaining Certified Passport Records .....	44
Passport agencies.....	44
Passport Amendment Request, Form #06.016 .....	33, 34, 41, 42, 43
Passport application forms .....	44
Passport Duty Officer (Department of State) .....	44
Passport Identification List, Form IN-709-01 .....	18, 37, 43
Passport Notice and Demand Letter, Form #06.017.....	41, 43
Passports and the Rule of Law .....	45
Passports, Social Security Numbers, and 26 U.S.C. §6039E .....	27, 45
Path to Freedom, Form #09.015, Section 5 .....	12
PDF Editor Pro by CAD-KAS software.....	30
Postal Service Form 1583 Attachment, Form #06.018.....	21
Presumption: Chief Weapon for Unlawfully Enlarging Federal Jurisdiction, Form #05.017 .....	18
Proof that There is a “Straw Man”, Form #05.042.....	8, 20
PS form 1583.....	21
Request for Certified Passport Records.....	44
Resignation of Compelled Social Security Trustee, Form #06.002.....	17, 28, 32, 36, 44
Resignation of Compelled Social Security Trustee, Form #06.002, Sections 8 through 8.3 .....	19
SEDM Forums: 5.2.5 Obtaining ID as a "national" or "state citizen" and without an SSN .....	42
Silence as a Weapon and a Defense in Legal Discovery, Form #05.021 .....	18
Simple PDF Editor, Ezee PDF .....	30
Software PDF Editor by Fox-It Software .....	30
Sovereignty Forms and Instructions Online, Form #10.004, Form 4.22: Request for Certificate of Non-Citizen National Status .....	33
Sovereignty Forms and Instructions Online, Form #10.004, Form 4.29: Rebuttal Letter in Response to Denial of Application for Non-Citizen National Endorsement .....	33
Sovereignty Forms and Instructions Online, Form #10.004, Form 4.34 .....	34
Sovereignty Forms and Instructions Online, Form #10.004, INSTRUCTIONS, Step 3.13: IMPORTANT: Correct Government Records Documenting Your Citizenship Status.....	45
SSA Form SSA-521 .....	21
STANDARD version of the DS-11 form .....	24
Tax Desposition Questions, Form #03.016, Section 14: Citizenship .....	20

Tax Form Attachment, Form #04.201 .....	12, 14
The American Passport, 1898.....	44
U.S. Attorneys Manual, Criminal Resource Manual, Section 1524: False identification-Immigration Matters .....	44
United States Government.....	42
United States of America (USA) Passport Application Attachment, Form #06.007.....	43
USA Passport Application Attachment, Form #06.007.....	17, 18, 22, 23, 24, 25, 26, 27, 36, 37, 40, 41
USA Passport Application Attachment, Form #06.007, Block 17, Permanent Address .....	41
USA Passport Attachment, Form #06.007 .....	11, 39
Why domicile and becoming a “taxpayer” require your consent, Form #05.002.....	22
Why It is Illegal for Me to Request or Use a “Taxpayer Identification Number”, Form #04.205 .....	20, 28, 32, 43
Why Penalties are Illegal for Anything But Federal Employees, Contractors, and Agents, Form #05.010 .....	27, 29, 45
Why Statutory Civil Law is Law for Government and Not Private Persons, Form #05.037.....	14
Why the Fourteenth Amendment is NOT a Threat to Your Freedom, Form #08.015 .....	45
Why You are a “national”, “state national”, and Constitutional but not Statutory Citizen, Form #05.006 ..	24, 32, 34, 40, 43
Why You Aren't Eligible for Social Security, Form #06.001.....	20, 21, 29, 32
Why Your Government is Either a Thief or You are a "Public Officer" for Income Tax Purposes, Form #05.0088, 9, 14, 45	
World Citizen Government Web.....	46
World Service Authority World Passport.....	19
Your Exclusive Right to Declare or Establish Your Civil Status, Form #13.008.....	13, 43

## Scriptures

Exodus 23:32-33 .....	12
Ezekial 20:10-20 .....	12
James 1:27 .....	23
James 5:12 .....	11
Judges 2:1-4 .....	13
Philippians 3:20.....	23
Psalms 119:19 .....	23
Psalms 69:8-9 .....	23
Rev. 18:4-8.....	12
Revelation 19:19 .....	12

# 1. INTRODUCTION

This article describes how to apply for a "U.S.A. Passport" (not a "U.S. passport", but a "U.S.A. passport") as a statutory "non-citizen national" and a Constitutional Citizen. The result will be the production of evidence in government/public records that reflects your proper citizenship status and which allows you to lawfully and correctly:

1. Abandon the public office that is the source of all civil jurisdiction of federal civil courts and federal civil statutory law over your life and thereby fire the nanny government that supervises and controls every aspect of your life unlawfully. See:

1.1. *Proof that There is a "Straw Man"*, Form #05.042

<http://sedm.org/Forms/FormIndex.htm>

1.2. *Why Your Government is Either a Thief or You are a "Public Officer" for Income Tax Purposes*, Form #05.008

<http://sedm.org/Forms/FormIndex.htm>

2. Restore the separation of powers put there by the founding fathers to protect your rights. See:

*Government Conspiracy to Destroy the Separation of Powers*, Form #05.023

<http://sedm.org/Forms/FormIndex.htm>

3. Return to the de-jure republic and abandon the de facto socialist corporation that plagues our land. See:

*Corporatization and Privatization of the Government*, Form #05.024

<http://sedm.org/Forms/FormIndex.htm>

4. Describe yourself as a "nonresident" and a statutory but not constitutional alien, a transient foreigner, and a "nontaxpayer" for federal income tax purposes. See:

*Nonresident Alien Position*, Form #05.020

<http://sedm.org/Forms/FormIndex.htm>

This document DOES NOT describe how to get a "U.S. passport", because there is not such thing, even though your deceitful public servants would have you believe otherwise on the application form. All passports issued by the Dept. of state say "United States of America Passport", and not "United States Passport".

Those who have complied with this procedure would describe themselves as follows:

1. A Constitutional "Citizen" as mentioned in [Article I, Section 2, Clause 2 of the United States Constitution](#).

2. A Constitutional "citizen of the United States" per the [Fourteenth Amendment](#).

3. A statutory "non-citizen national" under [8 U.S.C. §1101\(a\)\(21\)](#) and [8 U.S.C. §1452](#).

4. "Subject to THE jurisdiction" of the CONSTITUTIONAL United States, meaning subject to the POLITICAL and not LEGISLATIVE jurisdiction of the Constitutional but not STATUTORY "United States".

*"This section contemplates two sources of citizenship, and two sources only,-birth and naturalization. The persons declared to be citizens are 'all persons born or naturalized in the United States, and subject to the jurisdiction thereof.' The evident meaning of*

*these last words is, not merely subject in some respect or degree to the jurisdiction of the United States, **but***

***completely subject to their [plural, not singular, meaning states of the Union] political jurisdiction, and owing them [the state of the Union and NOT the national government] direct and immediate allegiance.** And the words relate to*

*the time of birth in the one case, as they do [169 U.S. 649, 725] to the time of naturalization in the other. Persons not thus subject to the jurisdiction of the United States at the time of birth cannot become so afterwards, except by being naturalized, either individually, as by proceedings under the naturalization acts, or collectively, as by the force of a treaty by which foreign territory is acquired."*

*[U.S. v. Wong Kim Ark, 169 U.S. 649, 18 S.Ct. 456; 42 L.Ed. 890 (1898)]*

5. NOT any of the following:

5.1. A "U.S. citizen" or "citizen of the United States" on any federal form. All government forms presume the STATUTORY and not CONSTITUTIONAL context for terms. For an enumeration of all the statuses one can have and their corresponding status on federal forms, see: [Citizenship Status v. Tax Status, Section 8](#)

5.2. Statutory "U.S. citizen" per [26 U.S.C. §3121\(e\)](#), and 26 CFR §1.1-1(c).

---

**Getting a USA Passport as a "non-citizen national"**

Copyright Sovereignty Education and Defense Ministry, <http://sedm.org>  
Form 10.013, Rev. 12-1-2011

8 of 46

EXHIBIT: \_\_\_\_\_

- 1 5.3. Statutory "national and citizen" per [8 U.S.C. §1401](#).  
 2 5.4. Statutory "national but not citizen of the United States AT BIRTH" per [8 U.S.C. §1408](#).  
 3 5.5. Statutory "national of the United States" per [8 U.S.C. §1101](#)(a)(22)(B).  
 4 5.6. Statutory "[U.S. person](#)" per [26 U.S.C. §7701](#)(a)(30). All STATUTORY "[U.S. persons](#)", "[persons](#)", and  
 5 "[individuals](#)" within the Internal Revenue Code are government instrumentalities and/or offices within the U.S.  
 6 government, and not biological people. This is proven in:

*Why Your Government is Either a Thief or You are a "Public Officer" for Income Tax Purposes*, Form #05.008  
 DIRECT LINK: <http://sedm.org/Forms/MemLaw/WhyThiefOrPubOfficer.pdf>  
 FORMS PAGE: <http://sedm.org/Forms/FormIndex.htm>

7 We emphasize that ALL statutory statuses under federal law attach to [domicile on federal territory not within the exclusive](#)  
 8 [jurisdiction of any state fo the Union](#). Those who are truly sovereign are not domiciled on federal territory and not subject  
 9 to federal law, but also not a statutory "exempt individual" in respect to federal legislative jurisdiction. This was alluded to  
 10 by the U.S. Supreme Court when it held the following:

11 *"In Udney v. Udney (1869) L. R. 1 H. L. Sc. 441, the point decided was one of inheritance, depending upon the question whether the*  
 12 *domicile of the father was in England or in Scotland, he being in either alternative a British subject. Lord Chancellor Hatherley*  
 13 *said: 'The question of naturalization and of allegiance is distinct from that of domicile,' Page 452. Lord Westbury, in the passage*  
 14 *relied on by the counsel for the United States, began by saying: 'The law of England, and of almost all civilized countries, ascribes*  
 15 *to each individual at his birth two distinct legal states or conditions,—one by virtue of which he becomes the subject*  
 16 *[NATIONAL] of some particular country, binding him by the tie of natural allegiance, and which may be called his political*  
 17 *status; another by virtue of which he has ascribed to him the character of a citizen of some particular country, and as such is*  
 18 *possessed of certain municipal rights, and subject to certain obligations, which latter character is the civil status or condition of*  
 19 *the individual, and may be quite different from his political status.' And then, while maintaining that the civil status is*  
 20 *universally governed by the single principle of domicile (domicilium), the criterion established by international law for the*  
 21 *purpose of determining civil status, and the basis on which 'the personal rights of the party—that is to say, the law which*  
 22 *determines his majority or minority, his marriage, succession, testacy, or intestacy— must depend,' he yet distinctly recognized*  
 23 *that a man's political status, his country (patria), and his 'nationality,—that is, natural allegiance,'—may depend on different*  
 24 *laws in different countries.' Pages 457, 460. He evidently used the word 'citizen,' not as equivalent to 'subject,' but rather to*  
 25 *'inhabitant'; and had no thought of impeaching the established rule that all persons born under British dominion are natural-born*  
 26 *subjects. "*

27 [United States v. Wong Kim Ark, 169 U.S. 649, 18 S.Ct. 456, 42 L.Ed. 890 (1898); SOURCE:  
 28 [http://scholar.google.com/scholar\\_case?case=3381955771263111765/](http://scholar.google.com/scholar_case?case=3381955771263111765/)]

29 From the above, we can see that:

- 30 1. The Constitution is a POLITICAL and not a LEGAL document. It therefore determines your POLITICAL status rather  
 31 than your LEGAL/STATUTORY status.  
 32 2. Nationality determines your POLITICAL STATUS and whether you are a "subject" of the country.  
 33 3. DOMICILE determines your CIVIL and LEGAL and STATUTORY status. It DOES NOT determine your  
 34 POLITICAL status or nationality.  
 35 4. Being a constitutional "citizen" per the Fourteenth Amendment is associated with nationality, not domicile.  
 36 5. Allegiance is associated with nationality, not domicile. Allegiance is what makes one a "subject" of a country.  
 37 6. Your personal and municipal rights, meaning CONSTITUTIONAL rights, associate with your choice of legal  
 38 domicile, not your nationality or what country you are a subject of or have allegiance to.  
 39 7. Being a statutory "citizen" is associated with domicile, not nationality, because it is associated with being an inhabitant  
 40 RATHER than a "subject".  
 41 8. A statutory "alien" under most acts of Congress is a person with a foreign DOMICILE, not a foreign NATIONALITY.  
 42 By "foreign", we mean:  
 43 8.1 Nationality context: OUTSIDE of COUNTRY United States.  
 44 8.2 Domicile context: OUTSIDE of federal territory and the exclusive federal jurisdiction, and NOT outside the  
 45 Constitutional United States (states of the Union).

46 For further details on how one can be "not subject" WITHOUT being a STATUTORILY "[exempt individual](#)", see:

*Flawed Tax Arguments to Avoid*, Form #08.004, Section 6.12  
<http://sedm.org/Forms/FormIndex.htm>

## 2. IMPORTANT FACTS ABOUT CITIZENSHIP AND PASSPORTS

1. There are two types of "citizens": statutory and constitutional. A statutory citizen is described in [8 U.S.C. §1401](#). A constitutional "Citizen" is described in the United States Constitution. These two types of citizens are mutually exclusive and you cannot simultaneously be both types of citizens at the same time.

*"The 1<sup>st</sup> section of the 14<sup>th</sup> article [Fourteenth Amendment], to which our attention is more specifically invited, opens with a definition of citizenship—not only citizenship of the United States[\*\*\*], but citizenship of the states. No such definition was previously found in the Constitution, nor had any attempt been made to define it by act of Congress. It had been the occasion of much discussion in the courts, by the executive departments and in the public journals. It had been said by eminent judges that no man was a citizen of the United States[\*\*\*] except as he was a citizen of one of the states composing the Union. Those therefore, who had been born and resided always in the District of Columbia or in the territories, though within the United States[\*\*], were not citizens. Whether this proposition was sound or not had never been judicially decided."*  
[Slaughter-House Cases, [83 U.S. \(16 Wall.\) 36](#), 21 L.Ed. 395 (1873)]

Both of them are called "citizens of the United States" by the courts, and the only difference is the context in which they are used. Whenever you describe your citizenship status, you should be very careful to differentiate the two on all government forms to remove any possibility of false presumption by the government in accepting your application. This is exhaustively covered in our free pamphlet "[Why You are a 'national', 'state national', and Constitutional but not Statutory Citizen](#)". If you want to be safe and completely avoid all possibility of false presumption, it is best to describe yourself always as a "national" under 8 U.S.C. §1101(a)(21) but not a "citizen" under 8 U.S.C. §1401. Below is the federal government's own definition of "U.S. citizen" and you ain't one of these, folks!:

### Frequently Asked Questions About Employment Eligibility

#### Do citizens and nationals of the U. S. need to prove, to their employers, they are eligible to work?

*Yes. While citizens and nationals of the U.S. are automatically eligible for employment, they too must present proof of employment eligibility and identity and complete an Employment Eligibility Verification form (Form I-9). Citizens of the U.S. include persons born in Puerto Rico, Guam, the U.S. Virgin Islands, and the Northern Mariana Islands. Nationals of the U.S. include persons born in American Samoa, including Swains Island.*  
[SOURCE: <http://www.uscis.gov/graphics/howdoi/eev.htm>]

2. A passport is a means of invoking the protection of the sovereign functions of one's parent national government while one is usually outside the country.

*"Allegiance and protection are, in this connection, reciprocal obligations. The one is a compensation for the other; allegiance for protection and protection for allegiance."*

[Minor v. Happersett, [88 U.S. \(21 Wall.\) 162](#), 166-168 (1874)]

3. The only thing you need in order to obtain a passport is "[allegiance](#)":

*"No passport shall be granted or issued to or verified for any other persons than those owing [allegiance](#), whether citizens or not, to the United States."*

[[22 U.S.C. §212](#)]

4. A person born in a state of the Union can have [allegiance](#) *without* being a statutory "U.S. citizen" under federal law. This person is classified as a "[national](#)" and not a "citizen" under [8 U.S.C. §1452](#) and either [8 U.S.C. §1101\(a\)\(21\)](#) or [8 U.S.C. §1101\(a\)\(22\)\(B\)](#).
5. A passport is proof of identity and proof of "[allegiance](#)".

*"...the only means by which an American can lawfully leave the country or return to it - absent a Presidential granted exception - is with a passport... As a travel control document, a passport is both proof of identity and proof of [allegiance](#) to the United States. Even under a travel control statute, however, a passport remains in a sense a document by which the Government vouches for the bearer and for his conduct."*

[Haig vs Agee, [453 U.S. 280](#) (1981)]

6. [8 U.S.C. §1401](#) says that a person who is a statutory "U.S. citizen" is also a "[national](#)", meaning a person who owes [allegiance](#). [Allegiance](#) is the reason why such persons can get a passport, not statutory "citizen" status under federal law.
  - 6.1. Even a person who claims to be a statutory "U.S. citizen" under federal law but who has no allegiance cannot get a passport.

6.2. Those obtaining a passport must swear an oath of allegiance. See [8 U.S.C. §1448](#). We remind our readers that the Bible and God Himself prohibits such oaths. See below:

*"But above all, my brethren, do not swear, either by heaven or by earth or with any other oath. But let your "Yes" be "Yes," and your "No," "No," lest you fall into judgment."*  
[James 5:12, Bible, NKJV]

7. It is a very serious crime to commit perjury or lie on a passport application. [18 U.S.C. §1542](#) says you can be fined and put in jail for 25 years if you lie on a passport application! Don't EVER lie on the application! This reason alone is sufficient justification to either add explanatory information to the form or attach a detailed definition of all terms on the form tying words on the form to specific statutes and definitions: To avoid the charge of perjury and being put in jail for 25 years because it either presents wrong information or because it creates [false presumptions](#). The instructions for the form, in fact, state that you should attach additional explanatory information if you have it. If you piss of the clerk when applying for the passport or if you end up with an ignorant or presumptuous clerk who hasn't read the law, they can turn an innocent clerical error or their own false presumption into a prison sentence. [Click here for an example](#). That's STATE SPONSORED TERRORISM. Ensuring that you attach the [USA Passport Attachment, Form #06.007](#) is the ONLY way to ensure that you are not injured by this kind of state sponsored terrorism and the other games they are going to play in the passport application process.
8. It is a very serious crime to create, procure, or use false passport documentation. 18 U.S.C. §1543 says you can be fined and put in jail for 25 years if you make or use false passport documentation. Don't EVER use false passport documentation!
9. If you go through a post office to apply for a passport, it is the job of the "Acceptance Agent" to determine whether you are properly identified, not the passport processors in the Dept. of State. If a DS-71 form is required, it must be asked for and submitted as part of the original application. The requirement may not be subsequently ADDED by the passport processors in the District of Columbia. See:  
[http://travel.state.gov/passport/passport\\_1738.html](http://travel.state.gov/passport/passport_1738.html)  
[http://travel.state.gov/passport/get/first/first\\_830.html](http://travel.state.gov/passport/get/first/first_830.html)  
[http://www.usimmigrationsupport.org/form\\_ds71.html](http://www.usimmigrationsupport.org/form_ds71.html)

*"Form DS-71 is an affidavit used to identify a passport applicant in cases where the individual is not able to proof his or her own identity to an Authorized Acceptance Agent. The form is to be completed by the witness, not the passport applicant. Form DS-71 must be signed in front of the agent and included with the passport application. Individuals that do not provide correct information may face consequences of fines and/or imprisonment. Form DS-71 may also be known as Department of State Passport Form DS71, DS 71, DS 0071, Form DS71 or immigration form DS-71."*  
[SOURCE: [http://www.usimmigrationsupport.org/form\\_ds71.html](http://www.usimmigrationsupport.org/form_ds71.html)]

*"This affidavit is required to be included with a passport application **only when the applicant for a passport is unable to establish his or her identity to the satisfaction of a person authorized to accept passport applications**. The applicant must still present some identification of his or her own. Witnesses must complete items one through ten (and if applicable, eleven through thirteen), sign when requested to do so by the same authorized acceptance agent who accepted the passport application, and present some form of current photo identification of his or her own."*  
[DS-71 form, p. 2]

10. For a history on passports, see:  
<http://www.archives.gov/genealogy/passport/>
11. The U.S. Supreme Court has said that a passport may *not* be used as proof of citizenship:

*"It [a passport] is a document which, from its nature and object, is addressed to foreign powers; purporting to only be a request that the bearer of it may pass safely and freely, and it is to be considered rather in the character of **a political document**, by which the bearer is recognized in foreign countries as an American citizen(sic), and which, by usage and the law of nations, is received as evidence of that fact. But this is a very different light from that in which it is to be viewed in a court of justice where the inquiry is as to the fact of citizenship. **It is a mere ex parte certificate; and, if founded upon any evidence produced to the Secretary of State establishing the fact of citizenship, that evidence, if of a character admissable in a court of justice, ought to be produced upon the trial as higher and better evidence of the fact.."***  
[Urtetiqi v. D'Arbel, 9 Peters 692]

### **3. GENERAL GUIDANCE ON COMPLETING GOVERNMENT FORMS**

Whenever you fill out a government form you should remember that the government that prepared the form will always self-servingly omit the two most important options in the "status" or entity type boxes, which are:

- 1 1. "none of the above" AND
- 2 2. "not subject but not exempt"

3 By omitting the two above options, the government is indirectly compelling you to contract with and associate with them,  
4 because all franchises are contracts, and you must associate (exercise your First Amendment right to associate) with them  
5 by choosing a domicile WITHIN their jurisdiction (as a "protected person" and therefore a "customer" called a "citizen" or  
6 "resident") before they can even lawfully contract with you to begin with under the civil law.

7 The approach should always be to add a new box that says "Not subject but not exempt" and check it. This is further  
8 detailed in:

- 9 1. *Flawed Tax Arguments to Avoid*, Form #08.004, Section 6.10  
10 <http://famguardian.org/Publications/FlawedArgToAvoid/FlawedArgsToAvoid.pdf>
- 11 2. *Path to Freedom*, Form #09.015, Section 5  
12 <http://sedm.org/Forms/FormIndex.htm>

13 The following form solves this problem in section 4 by defining all key "words of art" used on every tax form to place you  
14 squarely outside of federal territory and not ANYTHING mentioned anywhere in the I.R.C.

*Tax Form Attachment*, Form #04.201  
<http://sedm.org/Forms/FormIndex.htm>

15 All governments are just corporations, and until you thoroughly understand the rules for contracting with them, you will  
16 never be free. Everyone who contracts with the government and, by implication participates in its franchises, which are also  
17 contracts, effectively becomes an "officer" of that corporation and therefore the "person" mentioned in I.R.C. Sections  
18 6671(b) and 7343. See:

*Corporatization and Privatization of the Government*, Form #05.024  
<http://sedm.org/Forms/FormIndex.htm>

19 This discussion ought to illuminate the biblical prohibition against fornicating with the "Beast", which [Revelation 19:19](#)  
20 defines as the governments and rulers of the world. Black's Law dictionary defines "commerce" as intercourse, which is a  
21 synonym for fornication. Contracting with the government is the "commerce" and "intercourse" subject to the biblical  
22 prohibition.

23 *"And I heard another voice from heaven saying, **'Come out of her [the pagan government that worships the MONEY that is the***  
24 ***root of all evil, and therefore worships EVIL], my people, lest you share in her sins, and lest you receive of her plagues. For her***  
25 ***sins have reached to heaven, and God has remembered her iniquities. Render to her just as she rendered to you, and repay her***  
26 ***double according to her works; in the cup which she has mixed, mix double for her. In the measure that she glorified herself and***  
27 ***lived luxuriously, in the same measure give her torment and sorrow; for she says in her heart, 'I sit as queen, and am no widow, and***  
28 ***will not see sorrow.' Therefore her plagues [economic catastrophe's and BAILOUTS] will come in one day—death and mourning***  
29 ***and famine. And she will be utterly burned with fire, for strong is the Lord God who judges her.***  
30 *[Rev. 18:4-8, Bible, NKJV]*

31 \_\_\_\_\_  
32 *"Do not walk in the statutes of your fathers [the heathens], nor observe their judgments, nor defile yourselves with their [pagan*  
33 *government] idols. I am the LORD your God: Walk in My statutes, keep My judgments, and do them; hallow My Sabbaths, and they*  
34 *will be a sign between Me and you, that you may know that I am the LORD your God."*  
35 *[Ezekial 20:10-20, Bible, NKJV]*

36 \_\_\_\_\_  
37 *"**You shall make no covenant [contract or franchise] with them [foreigners, pagans], nor with their [pagan government] gods***  
38 ***[laws or judges]. They shall not dwell in your land [and you shall not dwell in theirs by becoming a "resident" in the process of***  
39 ***contracting with them**], lest they make you sin against Me [God]. For if you serve their gods [under contract or agreement or*  
40 ***franchise**], it will surely be a snare to you."  
41 *[Exodus 23:32-33, Bible, NKJV]*  
42 \_\_\_\_\_*

43 *"I [God] brought you up from Egypt [slavery] and brought you to the land of which I swore to your fathers; and I said, 'I will never*  
44 *break My covenant with you. And **you shall make no covenant [contract or franchise or agreement of ANY kind] with the***

1 inhabitants of this [corrupt pagan] land; you shall tear down their [man/government worshipping socialist] altars. But you have  
2 not obeyed Me. Why have you done this?

3 "Therefore I also said, 'I will not drive them out before you; but they will become as thorns [terrorists and persecutors] in your  
4 side and their gods will be a snare [slavery!] to you.'"

5 So it was, when the Angel of the LORD spoke these words to all the children of Israel, that the people lifted up their voices and  
6 wept.  
7 [Judges 2:1-4, Bible, NKJV]

8 For more quotes like those above, see:

<http://sedm.org/Commandments.htm>

9 "Coming out of her" (Babylon/District of Criminals) means not choosing a domicile within "her" and thereby being a  
10 "nonresident", and not contracting with her nor participating in her franchises, because all franchises, including the "trade  
11 or business" franchise that is the heart of the income tax, are contracts.

12 As a rule, franchises spring from contracts between the sovereign power and private citizens, made upon valuable considerations,  
13 for purposes of individual advantage as well as public benefit, [1] and thus a franchise partakes of a double nature and character.  
14 So far as it affects or concerns the public, it is publici juris and is subject to governmental control. The legislature may prescribe  
15 the manner of granting it, to whom it may be granted, the conditions and terms upon which it may be held, and the duty of the  
16 grantee to the public in exercising it, and may also provide for its forfeiture upon the failure of the grantee to perform that duty.  
17 But when granted, it becomes the property of the grantee, and is a private right, subject only to the governmental control growing  
18 out of its other nature as publici juris. [2]  
19 [Am.Jur.2d, Franchises, §4: Generally]

20 \_\_\_\_\_  
21 [1]Georgia R. & Power Co. v. Atlanta, 154 Ga 731, 115 SE 263; Lippencott v. Allander, 27 Iowa 460; State ex rel. Hutton v. Baton  
22 Rouge, 217 La 857, 47 So 2d 665; Tower v. Tower & S. Street R. Co. 68 Minn 500, 71 NW 691.

23 [2] Georgia R. & Power Co. v. Atlanta, 154 Ga 731, 115 SE 263; Lippencott v. Allander, 27 Iowa 460; State ex rel. Hutton v. Baton  
24 Rouge, 217 La 857, 47 So 2d 665; Tower v. Tower & S. Street R. Co. 68 Minn 500, 71 NW 691.

25 You should view EVERY opportunity to submit a government form to anyone as an exercise of your right to contract away  
26 your rights and sovereignty and surrender both to the government. Refusing to contract means:

- 27 1. Not completing government forms.
- 28 2. Telling those who insist that you must fill out the form to begin with or must fill it out in a certain way that they are  
29 practicing law without a license and doing so on your behalf and without your consent. The only lawful reason they  
30 could have for insisting that you fill out a government form is because you are one of the entities described on the  
31 form, all of which are public offices, instrumentalities, or officers in the government that you likely have no connection  
32 with..
- 33 3. Not describing yourself as anything on the form and therefore not anything within the franchise contract.
- 34 4. Arguing that anyone who wants to compel you to describe yourself on a government form in a way that you know does  
35 not accurately characterize both your status and your intentions is committing the crime of suborning perjury and  
36 criminally tampering with a witness. All government forms are signed under penalty of perjury and therefore constitute  
37 "testimony of a witness". YOU and not them are the witness and all witnesses are protected from duress, coercion, and  
38 retaliation. You and only you have the exclusive right to declare and establish your status under the civil law because  
39 doing so is how you exercise your Constitutionally protected rights to contract and associate. Any violation of those  
40 two rights defeats the entire purpose of establishing the government to begin with, which is the protection of private  
41 rights by preventing them from being involuntarily converted to public rights. See:

Your Exclusive Right to Declare or Establish Your Civil Status, Form #13.008

<http://sedm.org/Forms/FormIndex.htm>

- 42 5. Insisting that it constitutes involuntary servitude in violation of the Thirteenth Amendment to compel you to either  
43 complete a government form or to fill it out in a certain way. It also means PROSECUTING those who engage in such  
44 slavery privately and personally because no lawyer is ever going to bite the hand that feeds him or jeopardize the  
45 license that his government benefactors use to silence dissent.
- 46 6. Emphasizing to those receiving the form that even if they are private parties, they are acting as agents of the  
47 government in either preparing or accepting or insisting on the the form and that they are therefore subject to all the

1 same constitutional constraints as the government in that capacity, including a Bivens Action for violation of rights.  
2 For instance, those accepting tax forms are statutory "withholding agents" per 26 U.S.C. §7701(a)(16) who are agents  
3 and officers of the government and therefore constrained by the Constitution while physically situated on land  
4 protected by the Constitution within the exclusive jurisdiction of a state of the Union.

5 7. Attaching either or both of the following forms to prevent false presumptions about the meaning of words of art used  
6 on the form that could be used to infer consent to the franchise/contract.

7 7.1. Tax Form Attachment, Form #04.201

8 <http://sedm.org/Forms/FormIndex.htm>

9 7.2. Affidavit of Citizenship, Domicile, and Tax Status, Form #02.001

10 <http://sedm.org/Forms/FormIndex.htm>

#### 11 **4. HOW THE DEPT. OF STATE ACTIVELY SABOTAGES THE PASSPORT** 12 **APPLICATION PROCESS TO BENEFIT THEMSELVES AND UNDERMINE YOUR** 13 **RIGHTS AND STATUS AND HOW TO DEAL WITH THEM**

##### 14 **4.1 Traps in the DS-11 Passport Form to Watch Out For**

15 The Dept. of State has instituted the following traps in the DS-11 USA Passport application form as a way to deceive you  
16 from documenting your true status:

- 17 1. The passport application very deliberately does not define what the definition of "[United States](#)" or "U.S. citizen" is  
18 used on the form. They do this because they want to create a [false presumption](#) that you are a *statutory* "U.S. citizen"  
19 rather than a *constitutional* "Citizen" so that they can cause you to surrender your sovereignty under the Foreign  
20 Sovereign Immunities Act, [28 U.S.C. §1603\(b\)\(3\)](#). The term "[United States](#)" on the [DS-11 passport application](#) means  
21 the federal zone and excludes land under exclusive state jurisdiction. [Click here](#) for details. Therefore, persons born  
22 within states of the Union are born outside the "[United States](#)" for the purposes of virtually all federal law.
- 23 2. Page 3 of the DS-11 has two warnings trying to convince you that you are REQUIRED to provide social security  
24 numbers. The authorities cited are 26 U.S.C. §6039E and 31 U.S.C. §7701 are identified as the authority for  
25 compelling the use of Social Security Numbers. Both of these warnings only apply to public officers within the U.S.  
26 government on official business and NOT private human beings. All statutory law is law for government and not  
27 private human beings and all "taxpayers" in the I.R.C. are public officers in the U.S. and NOT state government. See:  
28 2.1. Why Statutory Civil Law is Law for Government and Not Private Persons, Form #05.037  
29 FORMS PAGE: <http://sedm.org/Forms/FormIndex.htm>  
30 DIRECT LINK: <http://sedm.org/Forms/MemLaw/StatLawGovt.pdf>  
31 2.2 Why Your Government is Either a Thief or You are a "Public Officer" for Income Tax Purposes, Form #05.008  
32 FORMS PAGE: <http://sedm.org/Forms/FormIndex.htm>  
33 DIRECT LINK: <http://sedm.org/Forms/MemLaw/WhyThiefOrPubOfficer.pdf>
- 34 3. Block 10: Parents information contains a place to indicate the citizenship of your parents. The only option they give  
35 you is answer "Yes" or "No" about whether they are "U.S. Citizens". In fact, there are FOUR distinct citizenship  
36 statuses described in Title 8 of the U.S. code and each is mutually exclusive of the others. They ought to offer you a  
37 check any one of the following options and describe EXACTLY what each means, including provide definitions of all  
38 terms they are using, including "United States":
  - 39 3.1 Statutory "citizen and national of the United States" or "U.S. citizen" per 8 U.S.C. §1401 and 8 U.S.C.  
40 §1101(a)(22)(A).
  - 41 3.2 Statutory "national of the United States" per 8 U.S.C. §1408, 8 U.S.C. §1101(a)(22)(B), and 8 U.S.C. §1452. Also  
42 called a  
43 "non-citizen national of the United States" within the perjury statement on the form.
  - 44 3.3 "Alien" per 8 U.S.C. §1101(a)(3).
  - 45 3.4 Constitutional citizen and non-citizen national per 8 U.S.C. §1101(a)(21) and 8 U.S.C. §1452.
- 46 4. The perjury statement at the end of the form uses the phrase "non-citizen national of the United States", which is  
47 NOWHERE defined in Title 8 of the U.S. Code. This confusion is deliberately created to give judges and  
48 administrators undue discretion about what they mean and to force you to guess about what they mean. It is trying to  
49 create the FALSE presumption that a "non-citizen national" and a "national of the United States" are equivalent and  
50 interchangeable, when in fact they are NOT. In fact:
  - 51 4.1. All "nationals of the United States" per 8 U.S.C. §1401 and 8 U.S.C. §1101(a)(22)(B) are "non-citizen nationals"  
52 per 8 U.S.C. §1452..

- 1 4.2. NOT all "non-citizen nationals" per 8 U.S.C. §1452 are "nationals of the United States" per 8 U.S.C. §1401 and 8  
2 U.S.C. §1101(a)(22)(B).
- 3 4.3. A human being born within and domiciled within a state of the Union is a "non-citizen national" per 8 U.S.C.  
4 §1101(a)(21) and 8 U.S.C. §1452 but NOT a "national of the United States" per 8 U.S.C. §1408 or 8 U.S.C.  
5 §1101(a)(22)(B).
- 6 4.4. The only place that the term "non-citizen national" is used is in 8 U.S.C. §1452 and NOWHERE is it used in  
7 combination with the term "United States". Hence, it implies both "nationals of the United States" per 8 U.S.C.  
8 §1408 or 8 U.S.C. §1101(a)(22)(B) AND Constitutional citizens per 8 U.S.C. §1101(a)(21) and 8 U.S.C. §1452.

9 The following diagram is very helpful in showing the distinctions, if you are confused by the above.

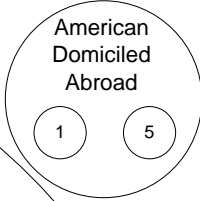
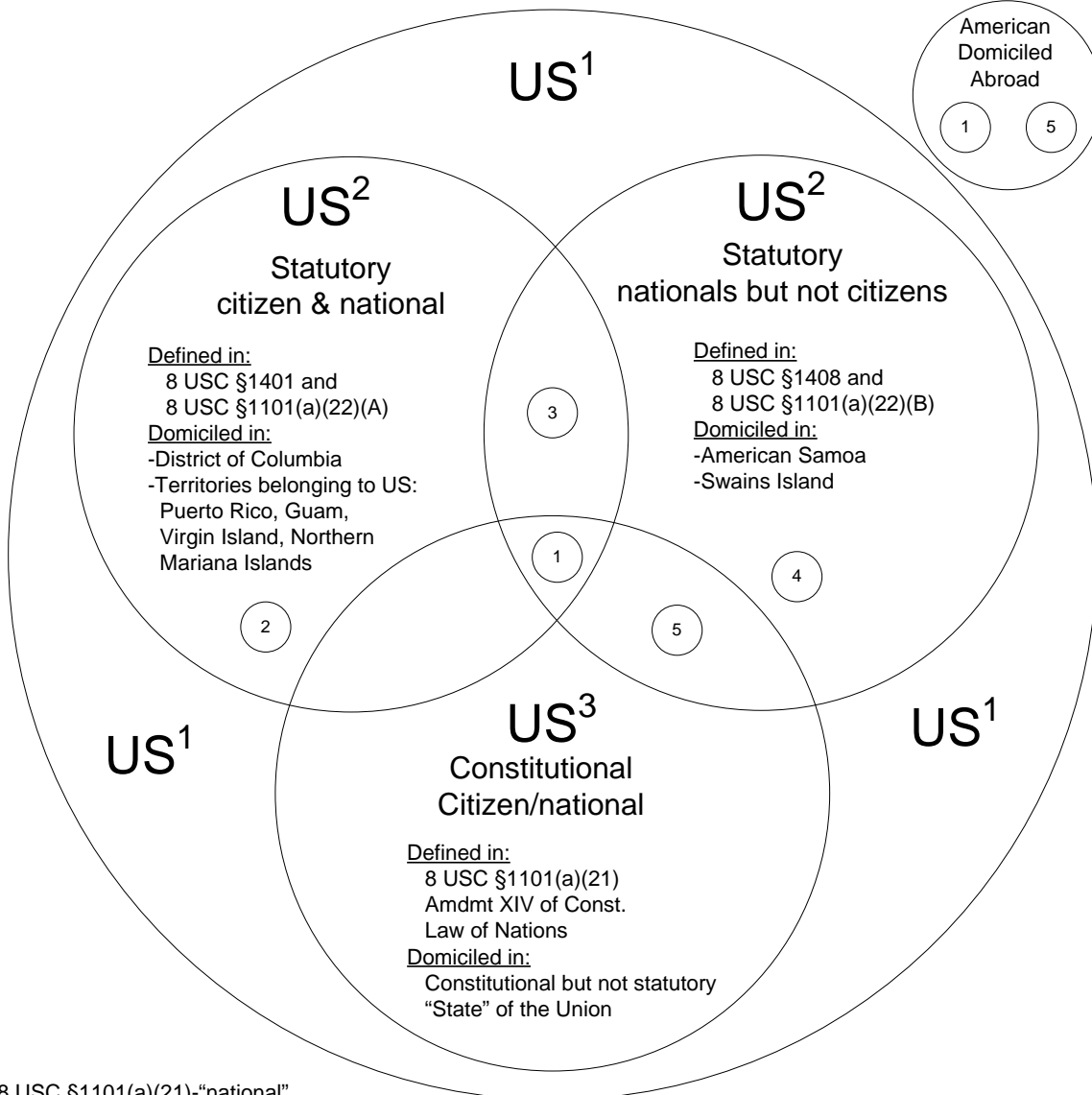
# FEDERAL STATUTORY CITIZENSHIP STATUSES

"The term 'United States' may be used in any one of several senses. 1) It may be merely the name of a sovereign occupying the position analogous to that of other sovereigns in the family of nations. 2) It may designate the territory over which the sovereignty of the United States extends, or 3) it may be the collective name of the states which are united by and under the Constitution." [Numbering Added] [Hooven & Allison Co. v. Evatt, 324 U.S. 652, (1945)]

**US<sup>1</sup>** - Context used in matters describing our sovereign country within the family of nations.

**US<sup>2</sup>** - Context used to designate the territory over which the Federal Government is sovereign.

**US<sup>3</sup>** - Context used regarding the sovereign states of the Union united by and under the Constitution.



- ① 8 USC §1101(a)(21)-"national"
- ② 8 USC §1401-"citizen & national of the United States<sup>2n</sup>"
- ③ 8 USC §1101(a)(22)-"national of the United States<sup>2n</sup>"
- ④ 8 USC §1408-"national but not citizen of the United States<sup>2</sup> at birth"
- ⑤ 8 USC §1452-"non-citizen national"

① and ⑤ Describe those born within and domiciled within states of the Union.

Rev. 9/16/09

## 4.2 Traps in the Passport Application Process

1. The clerks accepting or processing your application may try to talk you into changing your answers and may even try to threaten you with penalties if you don't change your submitted form. Keep in mind that the form is signed under penalty of perjury and that they are tampering with a witness if they threaten you to change your testimony as a protected witness on their form. This tactic is prevented by using the [USA Passport Application Attachment, Form #06.007](#) and pointing out the warnings in the opening box at the top of the form to the clerk.
2. When you submit the passport application at the post office, postal clerks accepting it are fond of saying: "They probably won't accept it without a Social Security Number." By making such a statement, they are in effect acting as federal employment recruiters, because such numbers are the property of the U.S. government and NOT the holder per 20 CFR §422.103(d) and per the back of the card. As such, they are public property that may ONLY lawfully be held or used by a public officer on official business. Don't fall for their trap and volunteer to become a government public officer WITHOUT COMPENSATION, no less.
3. They will try every way they can to compel you to obtain, use, or disclose a government identifying number during the application process. The reason is because they want you to essentially admit that you are engaging in "commerce" within the legislative jurisdiction of the United States and thereby surrender your sovereignty under the Foreign Sovereign Immunities Act, [28 U.S.C. §1605\(a\)\(2\)](#). Don't give them a number! By even admitting that you have a number, you are admitting that you are a federal "employee" on official business of the United States government engaged in commerce with the government. [20 CFR §422.103\(d\)](#) identifies the Social Security Number and card as the property of the U.S. Government. It is "public property" and it constitutes theft and embezzlement to have or to use "public property" for a private purpose. Therefore, by either calling it "your" number or by supplying a number, you are admitting that you are a federal "employee", public officer, or agent on official duty and in possession of public property, which is the number. VERY BAD IDEA! See the free [Resignation of Compelled Social Security Trustee, Form #06.002](#) document for complete details on this scam.
4. If you try to modify, circle things within, or line things out in the perjury statement, the clerk may say that they won't accept the form. In such a case, write somewhere on the form "False, perjurious, and not valid without signed USA Passport Attachment" and either use the [USA Passport Application Attachment, Form #06.007](#), which defines all the words in form or use your own form to define what the entire perjury paragraph means. If they argue with that, accuse them of enticing you to engage in perjury under penalty of perjury per 18 U.S.C. §1542, 18 U.S.C. §1621, and 18 U.S.C. §1001 and say you won't help them commit a crime. We also recommend:
  - 4.1. NOT writing qualifying language such as the above in the oath block at the end because this may make it appear as though you are modifying or qualifying the oath MANDATED by [22 U.S.C. §212](#). Hence, place that statement elsewhere on the form where there is more room, such as in the Permanent Address in Block 17, which you can say "None" or "Heaven", and then say after that "This form is not valid without mandatory signed attachment".
  - 4.2. Not writing additions to the form in any of the margins, because typically the margins do not photocopy and therefore your additions will conveniently "disappear" to your detriment.
5. The Dept. of State introduced a [new version of the DS-11 form](#) in about February of 2008. This new form has a checkbox to indicate whether you want a "U.S. citizen" identification card or a passport. It has also been made more tamper resistant because it is in color rather than black and white. This makes it harder to create and use your own version of the form so that clerks can harass and discriminate against people who modify the form. If you used the [earlier version of the DS-11 form](#), they may reject your application and insist that you submit the newer form, even though the older form is still valid based on the expiration date at the bottom. If they do this, just resubmit with the [new DS-11 form](#).
6. If you modify the form manually and line out "U.S. citizen" and write "non-citizen national", they may try to reject the form. Remember, the application must be signed under penalty of perjury, and if any of the information on the application is false, you can be sentenced to 25 years in jail! What they are trying to do, by getting you to sign a form unmodified is to either put FALSE information on the form that is not consistent with your circumstances, or to use words on the form such as "U.S. citizen" that aren't defined on the form or in the law to encourage the government to make false presumptions about your status that will cause you to surrender your sovereign immunity under [28 U.S.C. §1603\(b\)\(3\)](#). If they do this:
  - 6.1. Explain to them that you can't sign anything that is either knowingly false or which is ambiguous in any way because it is a term that is not defined on the form itself or is not defined in the law. Remind them that you are a Christian, and either making "[presumptions](#)" or allowing or encouraging others to make presumptions is a religious sin in violation of [Numbers 15:30](#) and that they can't compel you to either commit perjury or to violate your religious beliefs, nor can they turn your right to travel using the passport into a "privilege" that compels you to surrender any of your constitutional rights. For more details, see:

*Presumption: Chief Weapon for Unlawfully Enlarging Federal Jurisdiction*, Form #05.017  
<http://sedm.org/Forms/FormIndex.htm>

6.2. Use the form unmodified, but attach the [USA Passport Application Attachment, Form #06.007](#) filled out according to the instructions included with the form.

7. If you submitted the DS-11 form with the [USA Passport Application Attachment, Form #06.007](#) attached, they may send back your application with the Dept. of State [Passport Identification List, Form IN-709-01](#) and ask you to fill out this form. They will do this usually because:

7.1. You didn't provide a Social Security Number and they want to extract it through indirect means or verify that you don't have one.

7.2. They don't like your answers and they want to harass you into changing them because they want legislative jurisdiction over you that they aren't entitled to and you won't give it to them.

7.3. They want to destroy your right to privacy because they suspect you are a terrorist or anti-government.

They want extensive personal information that they can use to incriminate you later and punish you for demanding that your sovereignty be respected. This information will end up in Dept. of Homeland Security computers and be used to connect you with an identifying number through computer matching, discriminate against you, and make you a target of "selective enforcement" because you insist on rights. You aren't required to provide ANY of this information because it violates the privacy act and is irrelevant to whether you qualify for a passport. This tactic is also prevented by using the [USA Passport Application Attachment, Form #06.007](#), because section 5 explains that the use of the IN-709-1 form is ILLEGAL.

8. If they reject the application and send you the [IN-709-01](#) form to fill out we recommend the following approach:

8.1. Insist that you are being discriminated against because you refuse to sanction or allow a surrender of [sovereign immunity](#). Demand the regulations and proof of publication in the Federal Register that authorize them to penalize you as a person outside their jurisdiction. Emphasize that they are penalizing you and discriminating against you by demanding additional information that they don't require EVERYONE to provide. This is an unconstitutional deprivation of [equal protection and equal treatment](#). The following form proves that such enforcement penalties are ILLEGAL:

*Federal Enforcement Authority in States of the Union*, Form #05.032  
<http://sedm.org/Forms/FormIndex.htm>

8.2. Point out [USA Passport Application Attachment, Form #06.007](#) section 6, in which it is proven that the [IN-709-01](#) is a "bootleg form" that no law requires you to fill out and that you won't fill it out.

8.3. Emphasize that the only thing you need to be issued a passport is "proof of allegiance" pursuant to [22 U.S.C. §212](#) and that none of the information on the [IN-709-01](#) establishes "proof of allegiance" and is therefore unnecessary.

8.4. Submit the [IN-709-01](#) form completed but answer "First Amendment" (NOT "Fifth Amendment") to all the questions on the [IN-709-01](#) form except those that also appear on the DS-11 form itself. Put "Private (First Amendment)" in every block other than your name, address, parent information, date of birth. Do NOT provide any information beyond what appears on the DS-11 form itself. This approach is explained in sections 3 through 3.3.2 of the following form:

*Silence as a Weapon and a Defense in Legal Discovery*, Form #05.021  
<http://sedm.org/Forms/FormIndex.htm>

8.5. Attach the [Privacy Agreement, Form #06.014](#) and the [USA Passport Application Attachment, Form #06.007](#) to the IN-709-01 form and DS-11 form you return to ensure that none of the information provided on the form is entered into any electronic information system or shared with any third party.

9. If you applied for your passport by mail or through a passport expediting agency, the Dept. of State may call you back on the telephone and try to scare the crap out of you by saying that they cannot and will not issue the passport without a Social Security Number or Taxpayer Identification Number. When they call, they will forcefully demand such a number and say they will throw your application in the trash can if you don't provide one. This is an act of TERRORISM that is unauthorized by law and even illegal. [42 U.S.C. §408](#) says it is a CRIME to compel the use of Social Security Numbers. They are trying to get you to waive your sovereign immunity by connecting you with commerce within their legislative jurisdiction, as indicated in [28 U.S.C. §1605\(a\)\(2\)](#). They will also try to get you to waive sovereign immunity by trying to convince you that you ARE a statutory "U.S. citizen" pursuant to [8 U.S.C. §1401](#) and [28 U.S.C. §1603\(b\)\(3\)](#). **DON'T BE INTIMIDATED BY YOUR OWN LEGAL IGNORANCE! HOLD YOUR GROUND!** In response to such an approach:

9.1. Record your conversation with them and tell them the call is being monitored for quality assurance purposes. This is your legal evidence to SUE THEIR ASS for violating your rights. See the following for details on how to

1 record phone conversations.

2 <http://famguardian.org/Subjects/PropertyPrivacy/Articles/TelephoneRecording.htm>

3 9.2. Ask them for their full legal name and agent number and residence address where they can be served with legal  
4 process.

5 9.3. Tell them that you don't participate in Social Security and don't have a Social Security Number and that it is  
6 ILLEGAL to compel the use of any identifying number.

7 9.4. Tell them that you aren't even eligible to participate in Social Security. [20 CFR §422.104](#) says that only statutory  
8 "U.S. citizens" and "U.S. residents" are eligible and that you are NEITHER. These two groups of people have in  
9 common a legal domicile on federal territory and you don't live on federal territory and don't represent anyone  
10 who does as a private individual. Therefore, they are asking you to commit FRAUD on a government form,  
11 which you won't do. For details, see:

[Resignation of Compelled Social Security Trustee](#), Form #06.002, Sections 8 through 8.3  
<http://sedm.org/Forms/FormIndex.htm>

12 9.5. STERNLY WARN THEM that they may not lawfully interfere with the free exercise of your RIGHT to travel by  
13 denying you a passport and that you will SUE THEIR BUTT if they deny your application.

14 9.6. Tell them that you will not help them compel you into a "privileged state" by allowing them to UNLAWFULLY  
15 punish you for refusing to avail yourself of a taxable privilege such as Social Security.

16 The Dept of State agent will then huff and puff, hem and haw, and may even get his supervisor on the phone to scare  
17 you even more. He may even eventually hang up on you, but sure enough, they will issue the passport promptly  
18 anyway! They will do this because they KNOW that if they don't, they can be sued for deprivation of rights under the  
19 color of law if they interfere with your right to travel. The U.S. Supreme Court explained why this is when it said:

20 *"It has long been established that a State may not impose a penalty [such as deprivation of a passport] upon those who exercise a*  
21 *right [to travel] guaranteed by the Constitution."* *Frost & Frost Trucking Co. v. Railroad Comm'n of California* , 271 U.S. 583.  
22 *"Constitutional rights would be of little value if they could be indirectly denied,"* *Smith v. Allwright*, 321 US. 649, 644, or  
23 *manipulated out of existence,'* *Gomillion v. Lightfoot*, 364 U.S. 339, 345."  
24 *[Harman v. Forssenius, 380 U.S 528 at 540, 85 S.Ct. 1177, 1185 (1965)]*

25 *"It would be a palpable incongruity to strike down an act of state legislation which, by words of express divestment, seeks to strip*  
26 *the citizen of rights guaranteed by the federal Constitution, but to uphold an act by which the same result is accomplished under*  
27 *the guise of a surrender of a right in exchange for a valuable privilege which the state threatens otherwise to withhold. **It is not***  
28 ***necessary to challenge the proposition that, as a general rule, the state, having power to deny a privilege altogether, may grant it***  
29 ***upon such conditions as it sees fit to impose. But the power of the state in that respect is not unlimited, and one of the limitations***  
30 ***is that it may not impose conditions which require the relinquishment of Constitutional rights. If the state may compel the***  
31 ***surrender of one constitutional right [such as the right to travel made possible by a passport] as a condition of its favor, it may,***  
32 ***in like manner, compel a surrender of all. It is inconceivable that guaranties embedded in the Constitution of the United States***  
33 ***may thus be manipulated out or existence."***  
34 *[Frost v. Railroad Commission, 271 U.S. 583; 46 S.Ct. 605 (1926)]*

35 *"The denial of a passport accordingly causes a deprivation of liberty that a citizen otherwise would have. The right to travel, to go*  
36 *from place to place as the means of transportation permit, is a natural right subject to the rights of others and to reasonable*  
37 *regulation under law. A restraint imposed by the Government of the United States upon this liberty, therefore, must conform with*  
38 *the provision of the Fifth Amendment that 'No person shall be \* \* \* deprived of \* \* \* liberty \* \* \* without due process of law'."*  
39 *[Shachtman v. Dulles, 225 F.2d 938, C.A.D.C. (1955)]*

40 10. Some people have also said that if they reject the passport applications, DOS agents may keep the expired passport  
41 and/or the certified copy of the birth certificate you submitted and say that they need to keep it as evidence of fraud.  
42 They may do this under the authority of [22 CFR §51.46](#). These are yet more terrorist tactics designed to interfere with  
43 your right to travel until you sign up for the government job called "U.S. citizen", donate all your possessions to their  
44 plunder, and change your domicile to the federal plantation before you leave the country.

45 11. You may also have trouble getting the Dept of State to put the "non-citizen national" endorsement on page 24 of your  
46 new passport as required by [8 U.S.C. §1452](#). They will do this because they do not want to officially recognize your  
47 sovereignty and thereby provide you with court admissible evidence of your status as a "nontaxpayer" and a  
48 "sovereign". If this is the case, then we recommend the following alternatives:

49 11.1. Apply for the passport in person instead of by mail using the procedures here and then doing a [Request for](#)  
50 [Certified Passport Records](#) to get a certified copy of the approved application.

51 <http://famguardian.org/TaxFreedom/Forms/Emancipation/DOS-CertDS11.htm>

52 11.2. Get a [World Service Authority](#) World Passport. Several countries recognize these and they don't require Socialist  
53 Security

54 Numbers and don't get you into a big government database.

1 11.3. Get a [Heaven Passport](#).

2 <http://www.embassyofheaven.com/>

3 11.4. Obtain a Declaratory Judgment from a local municipal court identifying you as a person who is not a *statutory*  
4 "U.S. citizen" under [8 U.S.C. §1401](#) and who instead is *constitutional* "citizen" and a "national" under [8 U.S.C.](#)  
5 [§1101\(a\)\(21\)](#). Some of the details on how to do this are documented in the course entitled [Developing Evidence](#)  
6 [of Citizenship, Form #12.002](#).

7 Please do not contact us for additional information about details of how to do any of the above, because we have put  
8 everything we know into this article and don't care to do research for you that you should be doing for yourself. However, if  
9 you have researched any of the above methods more thoroughly and have some practical observations and knowledge you  
10 would like to share with us for the benefit of our readers, then we invite you to submit your research to us on this important  
11 subject.

## 12 **5. COMPLETING THE PASSPORT APPLICATION PROCESS**

### 13 **5.1 Introduction**

14 The applicant for a passport has the burden of proof of showing that they have the citizenship status they claim. See:

- 15 1. [22 CFR §51.40](#)
- 16 2. [22 CFR §51.41](#)
- 17 3. [22 CFR §51.46](#)

18 The passport applicant recipient, on the other hand, has the burden of telling you what constitutes acceptable evidence  
19 BEFORE you can meet their burden of proof, and you should insist that they disclose this in advance of asking you for  
20 additional evidence. If they insist that you are a statutory and not constitutional citizen, they and not you have to show you  
21 a definition of "United States" within the statutes that includes states of the Union. We'll give you a hint. There is no such  
22 definition. See:

<p>23 <i>Tax Desposition Questions</i>, Form #03.016, Section 14: Citizenship <a href="http://famguardian.org/TaxFreedom/Forms/Discovery/Deposition/Section%2014.htm">http://famguardian.org/TaxFreedom/Forms/Discovery/Deposition/Section%2014.htm</a></p>
---

23 There are TWO types of passport applications:

- 24 1. [DS-11 for NEW passport applications](#). This is the best form to use, so you can start over every time you apply.
- 25 2. [DS-82 for RENEWALS of existing applications](#). Generally, you should avoid this form like the plague. Always use the  
26 DS-11 form.

27 If you indicated a Social Security Number or Taxpayer Identification Number on the last passport application you filled  
28 out, you should ESPECIALLY NOT use the DS-82 renewal form. 26 CFR §301.6109-1(b) indicates that TINs are required  
29 for legal "persons" engaged in the "[trade or business](#)" franchise, which is defined as "the functions of a public office". That  
30 means all those who use or disclose government numbers are "public officers" in the government. That last passport  
31 application you made, if it had a number, was therefore filled out by a "public officer" and "federal personnel" per [5 U.S.C.](#)  
32 [§552a\(a\)\(13\)](#), and federal "employee" per [5 U.S.C. §2105](#) on official duty by virtue of using a number that belongs to the  
33 U.S. government per [20 CFR §422.103\(d\)](#).

34 Since becoming educated about the law, you now realize that you were serving UNLAWFULLY as a public officer (e.g.  
35 "straw man") at the time you previously made application in violation of [18 U.S.C. §912](#). See:

- 36 1. *Proof that There is a "Straw Man"*, Form #05.042  
37 <http://sedm.org/Forms/FormIndex.htm>
- 38 2. *Why It is Illegal for Me to Request or Use a "Taxpayer Identification Number"*, Form #04.205  
39 <http://sedm.org/Forms/FormIndex.htm>
- 40 3. *Why You Aren't Eligible for Social Security*, Form #06.001  
41 <http://sedm.org/Forms/FormIndex.htm>

1 As a sovereign, you are now a private person and not a public officer on official government duty, so it is illegal to use the  
2 SSN, which is government property that can only lawfully be used by government employees in the official execution of  
3 their constitutionally authorized duties within the District of Columbia and not elsewhere pursuant to [4 U.S.C. §72](#). A  
4 "public office" is a federal job. They can't make you work in a public office without your consent, and when you choose to  
5 act in that capacity without compensation is YOUR choice, not theirs. The only people who need numbers are persons  
6 engaged in federal "benefits" and/or franchises and you aren't such a person and no longer choose to act like such a person  
7 and still remain sovereign.

8 Generally, the clerks you deal with in the passport office or passport agency will try to get you to fill out the DS-82 form or  
9 get you to admit that you are renewing. They will do this because they want to keep you connected to the public office that  
10 attaches to the SSN on your last application so they can tax and regulate and control you by making you surety for the  
11 public office that attaches to the number. DO NOT therefore tell the clerk that you are there to renew a passport nor allow  
12 them to trick you into admitting that you are there as a government agent or officer by getting you to disclose a government  
13 number to them. Insist on the DS-11 and not the DS-82 form and do not put a number on the DS-11 form. Even if there was  
14 a previous DS-11 or DS-82 application that had your name on it, the presence of a government ID number on the  
15 application makes the applicant a DIFFERENT legal "person" and a public officer who is NOT you, the private person. See  
16 section 3 later on SSNs and TINs for why this is, if you are unsure about this. The clerk may also look in their records and  
17 find a previous DS-11 or DS-82 application that had a number and ask you why that isn't you. If they do, indicate that:

- 18 1. The number was incorrect and was not lawfully issued. You were not a statutory "U.S. citizen" or "U.S. resident" at the  
19 time the number was issued. See:

[Why You Aren't Eligible for Social Security](#), Form #06.001  
<http://sedm.org/Forms/FormIndex.htm>

- 20 2. You didn't make the application for Social Security and therefore it isn't your number. (Your parents did, and they can't  
21 obligate you!)
- 22 3. The number associated with the application is not yours. 20 CFR §422.103(d) says the number is THEIRS, not yours.  
23 Therefore, anything it attaches to is also THEIRS and not yours because you don't choose to work for them as a private  
24 person. It is illegal to mix or comingle public property, which is the number, with private property, which is  
25 information about you. One of the two has to change character when they mix, and what inevitably happens is the  
26 private property is effectively donated to a public use to procure the benefits of a federal franchise.

27 Keep in mind that you aren't required to answer everything on the form and that a "Fifth Amendment" response is sufficient  
28 to questions that aren't relevant, such as your occupation or even your "permanent address". Less is best because the more  
29 detail you give them, the more likely they are to find some error or mistake that they will then use as an excuse to deny or  
30 delay the passport issuance process. They don't want to issue sovereigns valid passports and thereby recognize their  
31 sovereignty and will do everything they can to impede, delay, or interfere with the process until you donate your flesh to  
32 the beast for free by numbering it and connecting it with public offices and franchises without compensation. Here are  
33 some of the devious tactics they may try to use to try to delay or avoid issuance that you should be aware of, all of which  
34 involve verifying the accuracy of the information you provide:

- 35 1. If you gave them a domestic PO box address, they will look in the Postal Service database for the Postal Service Form  
36 PS1583 submitted to open the box and ensure that it is accurate. The best way to avoid this kind of scrutiny is to use a  
37 foreign address outside the country and to put after the address "(not a domicile or residence)". They can't verify  
38 foreign addresses using the PS form 1583. See also:

[Postal Service Form 1583 Attachment](#), Form #06.018  
<http://sedm.org/Forms/FormIndex.htm>

- 39 2. They will look in their databases for previous passport applications and whether they had a number. If they find one  
40 they may say that you are misrepresenting your status. You now know that accusation is FALSE because you were  
41 supposed to send in SSA Form SSA-521 and quit social security before you started this and because you have a choice  
42 when you are on duty and off duty as a public officer/government whore and you are appearing as a private person  
43 during the application process.
- 44 3. They may call the emergency contacts on the form and verify information on the form.
- 45 4. If they find something inaccurate on your application, they may threaten to prosecute you for fraud on the passport and  
46 put you in jail for up to 20 years pursuant to [18 U.S.C. §1542](#). They will especially use this tactic for the TIN or SSN  
47 and you had better do your homework to avoid the consequences of this TERRORIST TACTIC. Where is the Dept. of  
48 Homeland Security when you need them to protect you from terrorists?
- 49 5. They may put you in contact with a diplomatic security special agent to answer further "interrogation questions" to  
50 ensure you are being truthful and further investigate. More intimidation.

1 If they find anything inaccurate on the DS-11 application, they may say that they must delay issuance of the passport until  
2 they have time to further verify the information. If anything is wrong and you have a current passport, they may tell you the  
3 following:

4 *Dear sir,*

5 *This email shall serve as notice that the Department of State, Bureau of Diplomatic Security is invoking it's authority under 22 CFR*  
6 *51.7, and demanding the return of passport # \_\_\_\_\_ to this office forthwith. The passport will be held in our office until*  
7 *this Bureau's investigation has concluded. As you will note, a United States passport is the sole property of the United States and it*  
8 *is clearly stated on the inside of the passport book.*

9 *The Bureau of Diplomatic Security is not revoking the passport – such a process can only be done by the Bureau of Consular*  
10 *Affairs, and prior to such an action, you are entitled to a hearing under 22 CFR §51.70.*

11 *Please mail the requested document to:*

12 *Matthew <<REDACTED>> – Special Agent*  
13 *US State Department – Bureau of Diplomatic Security*  
14 *1111 19th St NW, 3rd Floor*  
15 *Washington, DC 20036*

16 *If you are unable to comply due to financial difficulties, you can contact me directly and I will arrange for a federal express airbill*  
17 *to be sent to your care to facilitate the return.*

18 *Respectfully,*

19 *Matthew <<REDACTED>>*

20 The best way to avoid delay tactics is to give them the minimum information possible to avoid scrutiny, to ensure that the  
21 information you give them is accurate, and to attach the [USA Passport Application Attachment, Form #06.007](#) as a way of  
22 explaining what you are doing, why you are doing it, and the fact that they are illegally tampering with a witness to try to  
23 instruct you about what to put on the form. Chances are, they have seen this form many times previously and understand  
24 the issues on the form to the point where they won't try to second guess what you are doing or exploit your legal ignorance  
25 to recruit you into government servitude as a public officer.

## 26 **5.2 What to Put in Specific Fields for those who are Non-Citizen Nationals**

27 When you fill out the Standard (NOT Amended) [Dept. of State DS-011 form](#), Application for Passport, do the following:

- 28 1. **Block 4, "Place of Birth":** Write the city, a comma, and then the name of your state without the phrase "State" in it.  
29 For instance, if you were born in San Francisco, California, write "San Francisco, Nation of California". DO NOT  
30 write "United States" anywhere in this block
- 31 2. **Block 5, "Social Security Number":** Put "000-00-000". The back of the form says this is what to use if you don't have  
32 an SSN.
- 33 3. **Block 10, "Parents' information":**  
34 3.1. Father: "U.S. citizen?" Check NO  
35 3.2. Mother: "U.S. citizen?" Check NO  
36 Alternatively to the above blocks, you can also electronically modify the form and replace "U.S. CITIZEN" with  
37 "NATIONAL". The [sample modified DS-011 form](#) above and the example that uses it above do precisely this.
- 38 4. **Block 17, "Permanent Address":** This is your legal domicile. Write any of the following:  
39 4.1. "Earth (not within any specific government or political entity)"  
40 4.2. "God's government on earth (foreign government exempt from tax pursuant to [26 U.S.C. §892\(a\)\(1\)](#))"  
41 4.3. "Transient foreigner (stateless person)"

42 The reasons for this are exhaustively explained in our article [Why domicile and becoming a "taxpayer" require your](#)  
43 [consent, Form #05.002](#) and in Section 6 of [Federal and State Tax Withholding Options for Private Employers, Form](#)  
44 [#09.001](#). Basically, whenever you see the word "permanent", this a a code word for your voluntary, contractual choice  
45 of "[domicile](#)" or "legal home". They are indirectly asking you who you are willing to pay "tribute" to in order to have  
46 protection, and if the answer is a man or a government, then you are committing idolatry as a Christian. When we  
47 voluntarily express "[allegiance](#)", then we are consenting to pay for the cost of supporting it with taxes.

1 *"Thus, the Court has frequently held that domicile or residence, more substantial than mere presence in transit or sojourn, is an*  
2 *adequate basis for taxation, including income, property, and death taxes. Since the Fourteenth Amendment makes one a citizen of*  
3 *the state wherein he resides, the fact of residence creates universally reciprocal duties of protection by the state and of allegiance*  
4 *and support by the citizen. The latter obviously includes a duty to pay taxes, and their nature and measure is largely a political*  
5 *matter. Of course, the situs of property may tax it regardless of the citizenship, domicile, or residence of the owner, the most*  
6 *obvious illustration being a tax on realty laid by the state in which the realty is located."*  
7 *[Miller Brothers Co. v. Maryland, 347 U.S. 340 (1954)]*

- 8 5. **Perjury Statement at the End:** The perjury statement is below. If you modify the statement, they may refuse to accept  
9 the form. However, by default, it is misleading for the average American. Hence, Section 3 of the [USA Passport](#)  
10 [Application Attachment, Form #06.007](#) form defines all terms on the DS-11 form to make the perjury statement  
11 accurate and not misleading without physically modifying the original form.

12 *I declare under penalty of perjury all of the following: 1) I am a citizen or **non-citizen national** of the United States and have not,*  
13 *since acquiring U.S. citizenship or **nationality**, performed any of the acts listed under "Acts of Conditions" on the reverse side of*  
14 *this application (unless explanatory statement is attached); 2) the statements made on the application are true and correct; 3) I*  
15 *have not knowingly and willfully made false statements or included false documents in support of this application; 4) the*  
16 *photograph submitted with this application is a genuine, current, photograph of me; and 5) I have read and understood the warning*  
17 *on page two of the instructions to the application form.*

18 God says in His holy word that ONLY He is the source of all of our permanent protection and security and that it is idolatry  
19 to depend on anything else as a substitute. We would argue that the only thing modern day Christians need "protection"  
20 from is a corrupted totalitarian [socialist government](#), and the best way to obtain that kind of protection is by refusing to  
21 subsidize the government and thereby keeping it small enough that it cannot become the kind of threat to our liberties that it  
22 presently is. The only *good* government is a *small* and powerless government. Christians also define "permanent" the way  
23 God does: eternal. Since the earth is not "permanent", then the only permanent dwelling we can have is the Kingdom of  
24 Heaven. We are only pilgrims and strangers and sojourners while we are here and our job, according to Jesus in James 1:27  
25 is to keep ourself "unspotted from the world":

26 ***"Pure and undefiled religion before God and the Father is this: to visit orphans and widows in their trouble, and to keep oneself***  
27 ***unspotted from the world."***  
28 *[James 1:27, Bible NKJV]*

29 *"Allegiance and protection are, in this connection, reciprocal obligations. The one is a compensation for the other; allegiance for*  
30 *protection and protection for allegiance."*  
31 *[Minor v. Happersett, 88 U.S. (21 Wall.) 162, 166-168 (1874)]*

32 ***"For our citizenship is in heaven [and not earth], from which we also eagerly wait for the Savior, the Lord Jesus Christ"***  
33 *[Philippians 3:20, Bible, NKJV]*

34 ***"I am a stranger in the earth; Do not hide Your commandments [laws] from me."***  
35 *[Psalms 119:19, Bible, NKJV]*

36 ***"I have become a stranger to my brothers, and an alien to my mother's children; because zeal for Your [God's] house has eaten***  
37 ***me up, and the reproaches of those who reproach You have fallen on me."***  
38 *[Psalms 69:8-9, Bible, NKJV]*

39 When the Department of State came out with the new DS-11 form in 2005, they changed the oath at the end of form,  
40 possibly in recognition of the content of this website and this article. Now the oath says, where the new language added is  
41 in red, the following:

42 *"I declare under penalty of perjury that I am a United States citizen (or **non-citizen national**) and have not, since acquiring United*  
43 *State citizenship (or **U.S. nationality**), performed any of the acts listed under "Acts or Conditions" on this application form (unless*  
44 *explanatory statement is attached). I declare under penalty that the statements made on this application are true and correct."*  
45 *(color emphasis added)*

46 This is a good sign that things may be improving. However, they STILL have not:

- 47 1. Modified the check boxes in blocks 19 and 21 so that they have the "non-citizen national" option as well as "U.S.  
48 citizen"  
49 2. Defined using statutes exactly what is meant by "U.S. citizen" or "U.S. nationality".

50 We think it is VERY dangerous to sign any government form that uses terms that are nowhere defined in a positive law  
51 somewhere and which are susceptible of having any meaning that a judge or jury wants them to mean. Therefore, you

1 should ALWAYS take great pains to define what the important words mean to completely remove any opportunity for [false](#)  
2 [presumption](#) on the part of the government that might prejudice your rights. The way the present version of the DS-11 form  
3 is written, it not only does not define the term "[U.S. citizen](#)", but this term is nowhere defined in [Title 8 of the U.S. Code](#)  
4 either. The phrase in the perjury statement at the end of the passport application:

5 *"I declare under penalty of perjury that I am a United States citizen (or non-citizen national) and have not, since acquiring United*  
6 *State citizenship (or U.S. nationality)"*

7 . .also creates the false presumption that "U.S. nationality" is equivalent to being a "non-citizen national", which simply is  
8 not the case. There are TWO types of non-citizen nationals:

- 9 1. "[nationals but not citizens of the United States at birth](#)", defined in [8 U.S.C. §1408](#), who are born in American Samoa  
10 or Swain's Island (which are U.S. possessions)
- 11 2. "nationals" but not "citizens" pursuant to [8 U.S.C. §1101\(a\)\(21\)](#) and [8 U.S.C. §1452](#) who are born in the states of the  
12 Union but who are not born anywhere within the "United States" as defined in Title 8 of the U.S. Code. or within  
13 exclusive/plenary federal jurisdiction and therefore not subject to federal law. Those who are "non-citizen nationals" by  
14 virtue of being born in a state of the Union are NOT "U.S. nationals" under [8 U.S.C. §1408](#).

15 Both groups above may obtain certificates of non-citizen national status under [8 U.S.C. §1452](#). This is more thoroughly  
16 explained in the pamphlet [Why You are a "national", "state national", and Constitutional but not Statutory Citizen, Form](#)  
17 [#05.006](#). Therefore, we still think it is a bad idea to use this form without doing at least one of the following:

- 18 1. Using the [STANDARD version of the DS-11 form](#) and manually modifying the form yourself as described in this  
19 section.
- 20 2. Using the [STANDARD version of the DS-11 form](#) and adding the following attachment.

<a href="#">USA Passport Application Attachment, Form #06.007</a> <a href="http://sedm.org/Forms/AvoidingFranch/PassportAttachment.pdf">http://sedm.org/Forms/AvoidingFranch/PassportAttachment.pdf</a>
--

21 The least confrontational and most successful way is option 1 above. Many people have used this method and it works fine  
22 for them. If you use Option 2 above, the processing facility or post office may drag their feet, reject your application until  
23 you fill out the DOS IN-709 form, or try some other delay tactic. This method:

- 24 1. Will be done anonymously and indiscriminately by nameless, faceless people who you have no remedy against.
- 25 2. Is international terrorism against people domiciled in a legislatively foreign state.
- 26 3. Is designed to punish you for refusing to volunteer to become a privileged statutory "national and citizen of the United  
27 States" per 8 U.S.C. §1401 and forfeit all your constitutional rights in the process.

### 28 **5.3 Dealing with Additional Requests for Information**

29 If you appear at the Dept. of State building yourself and attempt to obtain a passport in person, be advised that clerks who  
30 work there may attempt to try to instruct you on what to put on the form or try to talk you out of filling it out according to  
31 the instructions contained herein. They will do this because they have been instructed by their supervisors to try to  
32 manufacture more statutory "U.S. citizen" taxpayer whores. Keep in mind, however, that [18 U.S.C. §1542](#) authorizes up to  
33 25 years in jail for a person who commits perjury on a passport. If you follow their direction and end up with something  
34 that is either false or which could easily be misconstrued as false, then you and not them will end up behind bars for up to  
35 25 years. Therefore, the following techniques are very effective in resisting such terrorist and selfish tactics on the part of  
36 Dept. of State personnel:

- 37 1. Remind them that they are employees, and that they may not give legal advice. Ask them to produce evidence of their  
38 law degree and their delegation of authority order authorizing them to give legal advice if they insist otherwise.
- 39 2. Ask them if they have a personal knowledge and to explain and justify that personal knowledge.
- 40 3. Tell them that you want them to initial next to each thing they suggested changing and then sign the passport  
41 application under penalty of perjury along with you. Tell them that you are going to add a notation to the application  
42 explaining that the initialed entries are THEIR answer, not yours, and that they take personal responsibility for all  
43 consequences and not you. Remind them that if they are wrong, then they could end up in jail for up to 25 years.
- 44 4. Tell them that your attorney advised against allowing anyone to direct what you should put on the form.

1 If you use the above tactics to stop itinerant government employees from trying to enslave you and attach the [USA Passport](#)  
2 [Application Attachment, Form #06.007](#), then you will quickly find that they will suddenly become a very accommodating  
3 ally of yours!

4 The passport forms starting after about 2004 have progressively more and more information they ask about you on the  
5 forms. The people at the [Dept. of Homeland Security](#) are the ones with nothing better to do than sit around amassing huge  
6 databases about Americans and feeding their Beast computer system with information that you voluntarily put onto this  
7 form. Then they share this information with everyone in the world, which is a violation of your privacy. However, if you  
8 look at the actual regulations relating to the issuance of passports, they do not describe an absolute legal requirement to  
9 provide anything other than your name, birthplace, birth certificate, and parents information. Everything else would appear  
10 to be optional and the Dept. of State isn't allowed to deny your right to travel or deny you a passport based on failure or  
11 refusal to disclose personal information about yourself that is optional. Therefore, when filling out the DS-11 passport  
12 application, we strongly admonish you to avoid disclosing anything but the basic information about yourself such as name,  
13 mailing address, birthplace, birth certificate, and parent names and birthdates. Any other block on the form is optional and  
14 you should put "Fifth Amendment" in the block. If they try to deny you the passport for failure to disclose the other  
15 information, we suggest responding as follows:

- 16 1. The First Amendment gives me a right to NOT speak. Please explain how you can deny me this right without violating  
17 your oath to support and defend the constitution.

18 *Moreover, freedom of thought and expression "includes both the right to speak freely and the right to refrain from speaking at*  
19 *all." [Wooley v. Maynard](#), 430 U.S. 705, 714, 97 S.Ct. 1428, 1435, 51 L.Ed.2d 752 (1977) (BURGER, C.J.). We do not suggest this*  
20 *right not to speak would sanction abuse of the copyright owner's monopoly as an instrument to suppress facts. But in the words of*  
21 *New York's Chief Judge Fuld:*

22 *"The essential thrust of the First Amendment is to prohibit improper restraints on the voluntary public expression of ideas; it*  
23 *shields the man who wants to speak or publish when others wish him to be quiet. There is necessarily, and within suitably defined*  
24 *areas, a concomitant freedom not to speak publicly, one which serves the same ultimate end as freedom of speech in its affirmative*  
25 *aspect." [Estate of Hemingway v. Random House, Inc.](#), 23 N.Y.2d 341, 348, 296 N.Y.S.2d 771, 776, 244 N.E.2d 250, 255 (1968).*  
26 *[[Harper & Row Publishers, Inc. v. Nation Enterprises](#), 471 U.S. 539, 559, 105 S.Ct. 2218, 85 L.Ed.2d 588 (1985)]*

- 27 2. The Fourth Amendment makes privacy a right. In law, all rights are property, and therefore, any information about me  
28 is "property" that you cannot take from me without [due process](#) of law. Please explain how you can turn my right to  
29 travel into a franchise and deny me that right for refusal to give up my Fourth Amendment right to privacy?

30 *"It has long been established that a State may not impose a penalty upon those who exercise a right guaranteed by the*  
31 *Constitution." [Frost & Frost Trucking Co. v. Railroad Comm'n of California](#), 271 U.S. 583. "Constitutional rights would be of little*  
32 *value if they could be indirectly denied,' [Smith v. Allwright](#), 321 US. 649, 644, or manipulated out of existence,' [Gomillion v.](#)*  
33 *[Lightfoot](#), 364 U.S. 339, 345."*  
34 *[[Harman v. Forssenius](#), 380 U.S 528 at 540, 85 S.Ct. 1177, 1185 (1965)]*

- 35 3. Please show me an implementing regulation published in the Federal Register as required by [44 U.S.C. §1508](#) which  
36 positively requires me to disclose the specific piece of information you claim that I have a legal duty to provide.  
37 Without such proof, you cannot make the demand you are making. The U.S. Supreme Court has said we are a society  
38 of law and not men in [Marbury v. Madison](#), which means we aren't a society of "policy". The only thing I will obey is  
39 the law, and not agency "policy". That regulation would be found in [22 CFR, Part 51](#).
- 40 4. Please explain why the specific information you demand is necessary in order to determine whether I am entitled to a  
41 passport based on birth within the country United States. According to [22 U.S.C. §212](#), the only thing I need to obtain  
42 a passport is "allegiance". How is this information relevant to determining my allegiance. Isn't an oath sufficient to  
43 determine my allegiance?
- 44 5. The [Paperwork Reduction Act, 44 U.S.C. §3501](#) et seq, says that "no person shall be subject to any penalty for failing  
45 to maintain or provide information to any agency". Certainly, the denial of a passport would constitute a penalty and an  
46 unlawful interference with my right to travel. Please provide proof that everything on this form which you say I have a  
47 legal duty to disclose is in fact mandatory and in compliance with the Paperwork Reduction Act, and prove that you  
48 have a right to penalize me for failure to disclose specific information without violating the [Paperwork Reduction Act](#).

49 *". . . no person shall be subject to any penalty for failing to comply with a collection of information. . ."*  
50 *[[Paperwork Reduction Act of 1980, 44 U.S. Code, Section 3501 et seq.](#)], [Section 3512](#). [Public Protection](#)]*

51 If you disregard our admonitions in this section and give them any more than the basic information about yourself, here are  
52 some of the problems you are likely to run into:

- 1 1. They will use the spouse and/or SSN to query the deadbeat parent database. If your name comes up, you will get a  
2 letter from the state where there is a judgment against you indicating that your passport has been denied because you  
3 owe spouse or child support. This database is maintained under the authority of [42 U.S.C. §666](#)
- 4 2. They will use the SSN to determine if you owe taxes. If you have unpaid taxes, they may refuse to issue you a new  
5 passport or renew an old one. See [26 U.S.C. §6039E](#)
- 6 3. They will use the name and/or SSN to look in criminal databases and if you are in trouble with the police, they will tip  
7 off the police. For an example of the database they will check, see [PublicData.com](#)

8 That is why, you should give them the absolute minimum information and especially NOT a slave surveillance number.  
9 The less they have to do computer matching, the more likely they are to leave you alone.

#### 10 **5.4 Answering Questions From the Government About Previous Passports You Had**

11 In this article, we recommend applying for a new passport instead of renewing an old passport. This may lead to questions  
12 from the government about information in their system relating to passports previously associated with your name and  
13 conflicts between the status or information on those previous applications and with the current application. For instance, the  
14 government or passport acceptance agent may ask questions similar to the following during the passport application  
15 process:

- 16 1. "Our system indicates that you previously had a Social Security Number or Individual Taxpayer Identification Number  
17 (ITIN). Your current application does not indicate a number. Was this you, and if so, why did you remove the number  
18 from the current passport application? "
- 19 2. "The previous application indicates that your parents were indicated as "U.S. citizens" and yet the current application  
20 says they are NOT. Was the original application false or is the current application false, because they conflict with each  
21 other?"
- 22 3. "Since your applications contradict each other and because they are signed under penalty of perjury, then you must  
23 have committed perjury on at least one of them. I'm going to report you for perjury."

24 Keep in mind that answering these and other similar questions calmly, completely, consistently, confidently, and correctly  
25 can keep you out of a lot of trouble. Whenever you contradict yourself between the last passport application and the current  
26 one, then the clerk may even secretly refer the application for a criminal investigation because you contradicted yourself,  
27 and therefore, one of the two applications might at least appear false and possibly even a criminal perjury, because both  
28 applications are signed under penalty of perjury. You can prevent these kinds of suspicions and problems by attaching the  
29 [USA Passport Application Attachment, Form #06.007](#) to the application and writing in the "Permanent Address Block",  
30 block 17

31 *"This application not valid and false unless accompanied by the mandatory USA Passport Application Attachment, Form #06.007".*

32 The correct way to answer questions from the passport acceptance agent is to say the following:

33 *"Thank you for pointing that out Sir/Maam. The reason you are confused and possibly even suspicious is because you are making  
34 presumptions about identifying numbers and status that are either unfounded or false. Federal regulations at 26 CFR 301.6109-1,  
35 31 CFR 306.10, 31 CFR 103.34(a)(3)(x) all consistently say that government identifying numbers are only required in the case of  
36 those lawfully engaged in a 'trade or business', which is statutorily defined as 'the functions of a public office' in 26 USC  
37 7701(a)(26). I did not know this information at the time I made the original application but I now know that the original application  
38 was not only false, but misleading as to my status and identifying numbers. 20 CFR §422.103(d) also says the number belongs to the  
39 government and not me and therefore is NOT 'MY' number but yours. It is illegal to use public property for a private use and I am  
40 here today as an EXCLUSIVELY PRIVATE human being and not a public officer claiming 'benefits' of office while on official  
41 business. Hence, I can't lawfully use government identifying numbers and if I do, I am impersonating a public officer in criminal  
42 violation of 18 USC 912. You don't want me to commit any crimes, do you? And if you don't process this application and use it to fix  
43 your records, then you and not me will be committing that crime.*

44 *Likewise, the term 'U.S. citizen' on the original application implies the statutory 'United States', which includes federal territory that  
45 is no part of any constitutional state of the Union. Hence, I now know that my parents were in fact statutory 'nationals' and 'non-  
46 citizen nationals' per 8 USC 1101(a)(21) and 8 USC 1452 rather than statutory 'citizens of the United States' per 8 USC 1401.  
47 Claiming they are statutory 'U.S. citizens' in Block 10 of the DS-11 when I know that they are instead non-citizen nationals is also a  
48 criminal violation of 18 USC 911. This new application is intended to prevent that crime by fixing your records.*

49 *These and other changes in my status, identifying numbers, and the status of my parents based on my own reading of the law are a  
50 major reason why I came in here to get a new passport to begin with: Because if I don't get a new one, I now know that your  
51 records about me will be false and perjurious if left unmodified or corrected by this new application. I have an obligation, once I  
52 know the truth, to correct fraud and not tolerate it as a law abiding American. Because false computer records and fraud are both*

1 crimes, then I'm trying to prevent these crimes by getting a new passport consistent with new information I have learned about what  
2 the law says since I applied for the last passport. If you interfere with or penalize my attempt to correct your records, then you  
3 become an accessory to both fraud and computer fraud, perjury, and impersonating a public officer.

4 To ensure that other people who read my application don't reach the same false conclusions as you just did, I have provided a  
5 MANDATORY USA Passport Application Attachment, Form #06.007, and have stated on the DS-11 application that the application  
6 for the new passport is void, false, and fraudulent WITHOUT this attachment permanently affixed wherever the DS-11 application  
7 goes. Can you please make sure that both of them are both processed and archived TOGETHER to ensure that the mistake you just  
8 made does not repeat itself with others in your agency or in the government?

9 If you have any other questions like the ones you just asked you can answer most of them by simply reading the mandatory [USA](#)  
10 [Passport Application Attachment, Form #06.007](#). Thank you in advance for reading my application and all attachments carefully  
11 before your jump to even more [unfounded presumptions](#) or conclusions that might injure me and my constitutional rights. I would  
12 be happy to sit down and wait as long as you like and give you as much time as you like to read through the USA Passport  
13 Application Attachment to ensure that I can be available to answer any remaining questions you have. I also hope that both your  
14 question and my answer will also be added to the application record to prevent this problem from happening again with anyone in  
15 your agency or the government."

## 16 **6. ABOUT SSNs ON THE PASSPORT APPLICATION**

17 Page 3 of the [DS-011](#) passport application has a section entitled "FEDERAL TAX LAW", which says that [26 U.S.C.](#)  
18 [§6039E](#) requires providing name and social security number to the IRS or else a penalty of \$500 will be assessed unless a  
19 [reasonable cause](#) (6039E(d)) can be shown for noncompliance. This penalty ***IS BOGUS***, because:

- 20 1. [6039E](#) applies to "U.S. passports", but the passport issued actually says "United States *of America*" and not "United  
21 States" on the front cover, so the penalty can't apply anyway. There is no such thing as a "United States" passport!
- 22 2. [6039E](#) says in paragraph (b)(1) that the number which must be provided is "the taxpayer's TIN" if any. Well, TIN's can  
23 only be issued to "U.S. persons" pursuant to 26 CFR §301.6109-1 and those domiciled in states of the Union are NOT  
24 statutory "U.S. persons" with a domicile on federal territory as defined in 26 U.S.C. §7701(a)(30). [Click here for](#)  
25 [details](#).
- 26 3. There are no implementing regulations for [26 U.S.C. §6039E](#) like the similar section [26 U.S.C. §6039](#) (under 26 CFR  
27 1.6039-1) applying to corporations even though [I.R.C. 7805](#) mandates enforcement implementing regulations.  
28 Consequently, the only parties who can be subject to penalties are federal employees and officers and not private  
29 persons. This conclusion is confirmed by [44 U.S.C. §1505\(a\)\(1\)](#), which says that regulations do not need to be  
30 published in the Federal Register for statutes that only affect federal employees. Since there are only about 1.5 million  
31 federal employees, then most Americans are not federal employees and are not subject to this provision. Therefore, the  
32 average American cannot be penalized for not providing an identifying number. The government has been less than  
33 honest by not explaining this on the form, because the result prejudices the Constitution right to privacy of the  
34 applicant under the [Fourth Amendment](#). Please read the pamphlet below for details on this monumental scam:  
35 

<a href="#">Why Penalties are Illegal for Anything But Federal Employees, Contractors, and Agents, Form #05.010</a> <a href="http://sedm.org/Forms/FormIndex.htm">http://sedm.org/Forms/FormIndex.htm</a>
--
- 36 4. Where there is no implementing regulation for penalties against natural persons, the effect of failure to publish is that  
37 the statute may not adversely affect the rights of any person. See [26 CFR §601.702\(a\)\(2\)\(ii\)](#) below as well as [5 U.S.C.](#)  
38 [§552\(a\)](#):

38 [26 CFR §601.702 Publication, public inspection, and specific requests for records.](#)

39 *(ii) Effect of failure to publish.*

40 *Except to the extent that a person has actual and timely notice of the terms of any matter referred to in paragraph (a)(1) of this*  
41 *section which is required to be published in the Federal Register, such person is not required in any manner to resort to, or be*  
42 *adversely affected by, such matter if it is not so published or is not incorporated by reference therein pursuant to paragraph*  
43 *(a)(2)(i) of this section. Thus, for example, any such matter which imposes an obligation and which is not so published or*  
44 *incorporated by reference shall not adversely change or affect a person's rights.*

- 45 5. The Western State Law Review article entitled "[Passports, Social Security Numbers, and 26 U.S.C. §6039E](#)" analyzes  
46 the requirement to provide SSN's on passport applications and concludes that it is an unconstitutional [Bill of Attainder](#)  
47 which may not be enforced. In effect, including the number on the form amounts to constructive fraud and violation of  
48 rights.
- 49 6. Even if the penalty statute ***had*** implementing regulations as required, the [penalty](#) could only be assessed for federal  
50 corporate persons residing in the territorial jurisdiction of the [federal](#) United States as defined in [26 U.S.C. §7701\(a\)\(9\)](#)

1 and (a)(10). This is confirmed by the definition of "person" for the purposes of the penalty provisions of the Internal  
2 Revenue Code, which says the following:

3 [TITLE 26 > Subtitle F > CHAPTER 68 > Subchapter B > PART I > § 6671](#)  
4 [§ 6671. Rules for application of assessable penalties](#)

5 (b) Person defined The term "person", as used in this subchapter, **includes an officer or employee of a corporation, or a member**  
6 **or employee of a partnership**, who as such officer, employee, or member is under a duty to perform the act in respect of which the  
7 violation occurs.

8 If the penalty was applied to natural persons, it would violate [Article 1, Section 9, Clause 3](#) of the [U.S. Constitution](#)  
9 prohibiting [Bills of Attainder](#). It would also violate the [First Amendment](#), which guarantees us the right to NOT  
10 communicate with our government as a protected type of free speech, and it is called "freedom from compelled  
11 association". In this case, having a number or being forced to use it creates a compelled and false association that you  
12 are [domiciled](#) in the District of Columbia under [26 CFR §301.6109-1\(g\)](#).

13 *"The right to speak and the right to refrain from speaking are complementary components of the broader concept of 'individual*  
14 *freedom of mind.'"*  
15 *[Wooley v. Maynard, 430 U.S. 705, 97 S.Ct. 1428, 51 L.Ed. 752 (1977)]*

16 *"Freedom of conscience dictates that no individual be forced to espouse ideological causes with which he disagrees: '[A]t the heart*  
17 *of the First Amendment is the notion that the individual should be free to believe as he will, and that in a free society one's beliefs*  
18 *should be shaped by his mind and by his conscience rather than coerced by the State.'"*  
19 *[Aboud v. Detroit Board of Education, 431 U.S. 209, 97 S.Ct. 1782, 52 L.Ed2d 261 (1977)]*

20 The following pamphlet also proves that the only group against whom statutory penalties may directly be enforced are  
21 government entities, which you are not if you are appearing as a private person.

[Federal Enforcement Authority in States of the Union, Form #05.032](http://sedm.org/Forms/FormIndex.htm)  
<http://sedm.org/Forms/FormIndex.htm>

22 Therefore, for SSN put "NONE" or "000-00-0000". SSN's may only be used by federal officers and "employees" on official  
23 duty. This is covered in the following articles:

- 24 1. [About SSNs/TINs on Government Forms and Correspondence, Form #05.012](#)  
25 <http://sedm.org/Forms/FormIndex.htm>
- 26 2. [Resignation of Compelled Social Security Trustee, Form #06.002: Describes how to quit Social Security legally.](#)  
27 <http://sedm.org/Forms/FormIndex.htm>

28 Beginning in 2005, the [DS-11](#) form was modified to add the following statement to Page 3 of the [DS-11](#) form as yet one  
29 more excuse to compel you to have or use Slave Surveillance Numbers:

30 *"[31 USC 7701](#) requires persons 'doing business' with a federal agency to provide their social security numbers to that agency.*  
31 *Because the U.S. Department of State collects fees for the provision of passport services to you, you are considered a person 'doing*  
32 *business' with the Department. Passport service fees are established by law and regulation (see [22 USC 214](#), [22 CFR 22.1](#), and [22](#)*  
33 *CFR 51.61-66) and are collected at the time you apply for the passport service. If the Department fails to receive full payment of the*  
34 *applicable fees, because, for example, your check is returned for a reason or you dispute a passport fee charge to your credit card,*  
35 *the U.S. Department of State will take action to collect the delinquent fees from you under [22 CFR Part 34](#) and the Federal Claims*  
36 *Collection Standards (see [31 CFR Parts 900-904](#)). In accordance with the Debt Collection Improvement Act (Pub.L. 104-134), if*  
37 *the fees remain unpaid after 180 days and no repayment arrangements have been made, the Department will refer the debt to the*  
38 *Department of the Treasury for collection. Debt collection procedures used by Treasury may include referral of the debt to private*  
39 *debt collection agencies, reporting of the debt to credit bureaus, garnishment of private wages and administrative offset of the debt*  
40 *by reducing or withholding eligible Federal payments (e.g. tax refunds, social security payments, federal retirement, etc.) by the*  
41 *amount of your debt, including any interest penalties or other costs incurred. In addition, non-payment of passport fees will result in*  
42 *the invalidation of your passport. An invalidated passport cannot be used for travel."*

43 Here are some techniques for dealing with this scam:

- 44 1. You can attach the following form to prove that it is ILLEGAL to request or use a "Taxpayer Identification Number".  
45 At that point, they are asking you to engage in a crime and becoming an accessory after the fact to it by asking you for  
46 a number:

[Why It is Illegal for Me to Request or Use a "Taxpayer Identification Number", Form #04.205](http://sedm.org/Forms/FormIndex.htm)  
<http://sedm.org/Forms/FormIndex.htm>

- 1 2. [31 U.S.C. §7701\(c\)\(2\)](#) provides a list of qualifications for those "doing business". Notice that [31 U.S.C. §7701\(c\)\(2\)\(D\)](#) uses the word "and", which means that ALL of the qualifications under 7701(c)(2) must be met *simultaneously* in order to qualify as a person "doing business". Otherwise, the word would have to be "or". They are playing more tricks with words on the passport application to get people to snitch on themselves.
- 2 3. The Internal Revenue Code is only "law" for "[taxpayers](#)", which does not include Americans domiciled in states of the Union who are not federal statutory "employees" or "public officers". You have to be involved in the privileges of federal employment, which is called a "[trade or business](#)" in [26 U.S.C. §7701\(a\)\(26\)](#), in order to be subject to Subtitle A of the I.R.C. in most cases. Everything that goes on the 1040 form, for instance, can only be connected with a "trade or business", which most people aren't involved in. [Click here](#) for an article on this scam. If you are a "nontaxpayer", even [26 U.S.C. §6109](#) imposes no obligation upon you. See:
- 3 3.1. "[Taxpayer](#)" v. "[Nontaxpayer](#)", [Which one are you?](#)
- 4 3.2. [Great IRS Hoax, Form #11.302](#), sections 5.4 through 5.4.3.6 for additional details on the voluntary nature of Subtitle A of the Internal Revenue Code.
- 5 4. There are no implementing regulations for [31 U.S.C. §7701](#) under [31 CFR](#) that would apply this requirement to anyone in states of the Union, even though they are required under [44 U.S.C. §1505](#) for anyone *other* than federal "[employees](#)". This is the same scam as that used with [26 U.S.C. §6039E](#) described above, whereby there are no implementing regulations for that section either. Remind them that you are not a federal "[employee](#)" and therefore they must produce an implementing regulation published in the Federal Register that applies this requirement to the general public in the states of the Union. See the article below for proof of this scam:
- 6 7 8 9 10 11 12 13
- [Why Penalties are Illegal for Anything But Federal Employees, Contractors, and Agents](#), Form #05.010  
<http://sedm.org/Forms/FormIndex.htm>
- 14 15 16 17 18 19
- 20 5. Another option is to pay the fees in cash or cashier's check, so that it won't bounce and therefore they don't need a number to do debt collection later.
- 21 22 6. If you are ordering the passport by mail, tell them to withhold the passport until the check clears so that they don't need the number.
- 23

**WARNING:** We don't think that either mailing or presenting them with a personal check is a wise idea because then they know your accounts and financial institutions and can levy them later. If you are leaving the country, they may do you the favor of emptying your accounts on the way out or while you are on travel. They will use the return address you provide to do an asset search so they can STEAL your assets if you are wanted for a bogus tax liability. It's better to give them a cashier's check and to do it in person. We never send personal checks to the government or give them a return address inside the country. They are spies, thieves, and deceivers who will and probably will use the information against you later anyway.

24 For further details on use and abuse of Socialist Security Numbers, read the informative articles below:

- 25 1. [About SSNs/TINs on Government Forms and Correspondence](#), Form #04.104  
DIRECT LINK: <http://sedm.org/Forms/Tax/Procedure/AboutSSNs/AboutSSNs.htm>  
FORMS PAGE: <http://sedm.org/Forms/FormIndex.htm>
- 26 2. [Why It is Illegal for Me to Request or Use a Taxpayer Identification Number](#), Form #04.205  
DIRECT LINK: <http://sedm.org/Forms/Tax/Withholding/WhyTINIllegal.pdf>  
FORMS PAGE: <http://sedm.org/Forms/FormIndex.htm>
- 27 3. [Resignation of Compelled Social Security Trustee](#)-allows you to quit the Socialist Security program legally  
<http://famguardian.org/TaxFreedom/Forms/Emancipation/SSTrustIndenture.pdf>
- 28 4. [Why You Aren't Eligible for Social Security](#), Form #06.001  
DIRECT LINK: <http://sedm.org/Forms/AvoidingFranch/SSNotEligible.pdf>  
FORMS PAGE: <http://sedm.org/Forms/FormIndex.htm>
- 29 30 31 32 33 34 35

36 Some of the more important conclusions of the above articles are summarized below:

- 37 1. Social Security Numbers can only be issued to federal "employees" for use only in the performance of their official duties. See [20 CFR §422.104](#).
- 38 2. The Social Security Number is the property of the government and not you. Therefore, it can't be "yours" unless you are a public officer on official business. See [20 CFR §422.103\(d\)](#).
- 39 3. The SSN is issued to the federal "public officer" and not to the person, and then only while he is an agent of the federal government.
- 40 4. Anyone who uses a Social Security Number who is NOT a federal employee acting on official commercial, government business is guilty of impersonating a federal "employee", which is a crime. See [18 U.S.C. §912](#).
- 41 42 43 44

- 1 5. You can only use it in connection with a "public purpose", and not a private purpose. It is illegal and a crime to use or  
2 abuse the SSN for a private or personal use. This is called embezzlement or conversion, and it is a criminal violation of  
3 [18 U.S.C. §641](#) and [18 U.S.C. §654](#).
- 4 6. Everything connected to the SSN becomes "public property" because the SSN can only be used in connection with a  
5 "public office" or federal employment.
- 6 7. The private person was never issued an SSN if he is not acting as a federal "employee". Therefore, he can honestly  
7 answer "NO" in response to the question of whether he was ever issued an SSN if he is not acting as a federal  
8 "employee" or agent.

## 9 **7. USING PASSPORT EXPEDITING SERVICES**

10 Some people may be in a hurry to get their passport and might decide to use a passport expediting service. An example of  
11 such a service might be that below:

Global Passport and Visa Services  
[http://www.globalpassport.com/number\\_1\\_for\\_visas.htm](http://www.globalpassport.com/number_1_for_visas.htm)

12 We caution those who are using such services to be very careful about what they eventually submit to the government.  
13 These services typically have you submit your information electronically on a website and then produce a barcoded PDF  
14 file. The web forms used for submitting your information have limitations that you need to be very aware of, along with  
15 how to deal with them.

- 16 1. The DS-11 form, Block 13 has a field for "Country". The online version of the form does not allow you to enter a state  
17 of the Union into this field. You need to modify the final output electronically by changing the country field to read the  
18 name of your state.
- 19 2. The PDF file produced also contains state two-letter abbreviations, which are actually corporate federal "States" as  
20 defined in 4 U.S.C. §110(d). You need to modify the final PDF output to replace the two-letter state abbreviation with  
21 the name of your state. Radio frequency waves cannot go through solid metal, no matter how thin. We use a mint can  
22 we get from Starbucks to hold our passport.

23 The easiest way to modify the final PDF output of the online passport webform to conform with the requirements above is  
24 to use the full version of Adobe Acrobat, and to place opaque fields on top of the items you want to replace. Then fill in the  
25 fields with what you want. Alternatively, you can use any of the following programs to modify the content of the form  
26 directly:

- 27 1. [Nitro PDF Editor](#)  
28 <http://nitropdf.com/>
- 29 2. [PDF Editor Pro](#) by CAD-KAS software  
30 [http://www.soft32.com/download\\_10096.html](http://www.soft32.com/download_10096.html)
- 31 3. [Software PDF Editor](#) by Fox-It Software  
32 [http://www.foxitsoftware.com/pdf/pe\\_intro.php](http://www.foxitsoftware.com/pdf/pe_intro.php)
- 33 4. [Simple PDF Editor](#), Ezee PDF  
34 [http://www.softpile.com/Business/Text\\_Uilities/Review\\_13017\\_index.html](http://www.softpile.com/Business/Text_Uilities/Review_13017_index.html)

## 35 **8. WHAT TO DO WITH YOUR PASSPORT AFTER YOU GET IT**

36 Passports issued starting in 2006 have RFID chips embedded within the inside center bottom of the front cover.

- 37 1. These are electronic devices.
- 38 2. They do not have or need a power source.
- 39 3. They can be used to passively track your movements in any facility, including an airport. If you are wanted for a crime,  
40 they could apprehend you on the spot after they look up your information automatically and electronically during your  
41 movement.
- 42 4. The RFID passport comes with a little sheet of paper which indicates that even if the electronics stop working, you  
43 may continue to use your passport indefinitely and do not need to replace it.

1 We strongly recommend the following tactics to provide the best privacy and security for those unfortunate enough to have  
2 the RFID passports:

- 3 1. As soon as you receive your new RFID passport, we strongly suggest getting out a hammer and a punch, placing the  
4 front cover on a hard metal surface, putting a thin strip of aluminum above the chip that you cut out of an aluminum  
5 can using scissors, and SMACKING the chip to destroy it using the hammer and punch. The metal strip above the  
6 passport will prevent it from being directly struck or damaged by the punch, but the damage can still be done to the  
7 electronics. This will ensure that the unique serial number embedded in the chip cannot be read by the RFID scanners  
8 found in airports and terminals.
- 9 2. When you are travelling, ensure that you keep the passport in a small metal can or container, such as a cigarette case.  
10 This will prevent the facilities located in airports and terminals from passively interrogating your passport to extract  
11 your identity. Radio waves cannot penetrate through metal objects.

## 12 **9. UPDATING AN EXISTING PASSPORT THAT HAS ALREADY BEEN ISSUED WITH** 13 **ADDITIONAL DOCUMENTATION**

14 Many of our members and readers may already have applied for and received a national passport before encountering or  
15 reading the information on our website for the first time. They may wish to update their passports immediately based on  
16 new information but their passports may not expire anytime soon such that this would be necessary or feasible. Some  
17 members may also have been FORCED by the passport office to omit the USA Passport Application from their DS-11 form  
18 and thereby commit subornation of perjury under duress. For all these people, we recommend sending in an errata letter to  
19 the Dept. of State to correct the original application that gave rise to the passport currently in their possession. Such an  
20 errata letter might look like the following:

21 *John Doe*  
22 <<ADDRESS>>  
23 <<CITY>>, <<STATE>> <<ZIP>>

24 *Department of State*  
25 <<ADDRESS>>  
26 <<CITY>>, <<STATE>> <<ZIP>>

### 27 Enclosure(s):

- 28 1. Photocopy of currently valid passport.
- 29 2. USA Passport Application Attachment.

30 *Dear sir,*

### 31 **1. PURPOSE:**

32 *This correspondence constitutes a correction/amendment to the original DS-11 passport application which gave rise to the issuance*  
33 *of the passport described in Enclosure(1). I am providing this information because:*

- 34 1. *I want to ensure that the records you have about me are as complete, accurate, and unambiguous as humanly possible.*
- 35 2. *The original DS-11 form submitted to you which gave rise to my current passport contained information that I now know,*  
36 *based on subsequent legal research AFTER submitting it, is either inaccurate or which could encourage or condone false*  
37 *presumptions about my legal status that might have criminal consequences.*
- 38 3. *I want to avoid any possibility of ever being accused of committing perjury on the passport application, and avoid any adverse*  
39 *consequences arising from conflicts between the status I claim in current/recent government correspondence and forms, and*  
40 *the status I mistakenly and unknowingly claimed at the time the original DS-11 was submitted.*

### 41 **2. ACTION PROMPTLY REQUESTED OF YOU**

42 *Please promptly:*

- 43 1. *Attach and associate this correspondence and all enclosures with the original DS-11 application in order to ensure that my*  
44 *original application is not misconstrued or viewed as inaccurate.*
- 45 2. *Remove any government identifying numbers associated with my name, including Taxpayer Identification Numbers (TINs) and*  
46 *Social Security Numbers. I AM NOT eligible and never have been eligible for any government identifying numbers and any*

1 numbers in your possession are NOT my number, but instead belong to the government per 20 CFR §422.103(d). It is a  
2 CRIME to use such public property for a private use or private purpose, and I was a private person not engaged in federal  
3 franchises at the time I made application for a passport. See and rebut ALL of the following promptly if you disagree:

4 2.1. Resignation of Compelled Social Security Trustee, Form #06.002.

5 <http://sedm.org/Forms/FormIndex.htm>

6 2.2. Why It is Illegal for Me to Request or Use a "Taxpayer Identification Number", Form #04.205

7 <http://sedm.org/Forms/FormIndex.htm>

8 2.3. Why You Aren't Eligible for Social Security, Form #06.001

9 <http://sedm.org/Forms/FormIndex.htm>

10 3. Change my citizenship status from that of a statutory "U.S. citizen" per [8 U.S.C. §1401](#) to that described in Enclosure (2).

11 4. Update my parent's citizenship status indicated in block 10 of the DS-11 form from "U.S citizens" to non-citizen nationals  
12 pursuant to [8 U.S.C. §1101\(a\)\(21\)](#) and [8 U.S.C. §1452](#).

13 5. If you dispute or have doubts about anything in this correspondence, please read and then respond with a detailed rebuttal  
14 signed under penalty of perjury to:

15 5.1. Anything you disagree with in this correspondence.

16 5.2. Anything referenced in this correspondence.

17 5.3. Anything inaccurate in the following, and especially the questions at the end of the following:

18 6. Why You are a "national", "state national", and Constitutional but not Statutory Citizen, Form #05.006

19 <http://sedm.org/Forms/FormIndex.htm>

20 I ask that in responding to this correspondence, you avoid the temptation to:

21 1. Make legal determinations about my status. I do not authorize you to practice law on my behalf or to tell me either what I AM  
22 or what I am NOT. The status I claim is an exercise of my protected First Amendment right of freedom of association and you  
23 may not interfere with the exercise of that right by telling me how, or under what circumstances, I choose to politically  
24 associate or disassociate with a specific political group called a "state" or government.

25 2. Label anything within this correspondence as "frivolous". For the purposes of your response to all correspondence or forms  
26 originating from me, that word shall mean "truthful, accurate, and consistent with prevailing law". I emphasize that you are a  
27 public servant and I am the public. You serve me and I have a right to expect that you will help me comply with the  
28 requirements of law by citing HOW to comply, not why you don't like my sincere efforts to comply.

29 3. Try to compel me to participate in federal franchises such as Social Security, Medicare, Unemployment, or the "trade or  
30 business" franchise that is the heart of the income tax. It is a criminal violation of the separation of powers and the Thirteenth  
31 Amendment to offer or enforce government franchises to those domiciled outside of federal territory or those not ALREADY  
32 lawfully employed with the federal government as public officers BEFORE they filled out any tax or passport form. See [18](#)  
33 [U.S.C. §911](#) and the rebut the following and the questions at the end of the following if you disagree:

34 [Government Instituted Slavery Using Franchises](#), Form #05.030

35 <http://sedm.org/Forms/FormIndex.htm>

36 I emphasize that the original DS-11 form constitutes "testimony of a witness" because signed under penalty of perjury and that a  
37 failure to add this correspondence in its entirety to the original DS-11 application submitted for my current passport will result in  
38 the following crimes on your part and/or make you a willful accessory to such crimes:

39 1. Perjury. [18 U.S.C. §1001](#), [18 U.S.C. §1621](#).

40 2. False statements on a passport. [18 U.S.C. §1542](#)

41 3. Subornation of perjury. [18 U.S.C. §1622](#).

42 4. Misprision of felony. [18 U.S.C. §4](#). You are required as a public officer to report any and all crimes indicated above that are  
43 caused by an omission or inaction on your part.

44 You have 30 days to respond to and rebut this correspondence or be found in default and equitable estoppel pursuant to  
45 Fed.Rul.Civ.P. 8(b)(6). A response not signed under penalty of perjury or signed without the real legal birthname, work address  
46 (NOT PO BOX), phone number, and place where you can be served with legal papers shall constitute a non-response for the  
47 purposes of this correspondence. Every time I correspond with you on a government form, I have to sign it under penalty of perjury  
48 and you have to abide by the same rule. Otherwise, an unconstitutional "title of nobility" has been illegally conferred and the  
49 requirement for equal protection that is the foundation of the Constitution has been violated.

### 50 **3. AFFIRMATION**

51 I certify under penalty of perjury from without the "United States" and from within the "United States of America", a foreign state  
52 and a foreign estate pursuant to [26 U.S.C. §7701\(a\)\(31\)](#) and [28 U.S.C. §1746\(1\)](#) that this correspondence and all enclosures are  
53 true, correct, and complete to the best of my ability when accompanied by the original DS-11. I also certify that my original DS-11  
54 was not knowingly false at the time I submitted it but may at this time be wrongfully construed as false, perjurious, and fraudulent if  
55 it is not promptly updated as indicated by this enclosure. A failure to update the original application by permanently associating

1 this entire correspondence as requested shall therefore constitute misiprison of felony and make the omitting party an accessory  
2 after the fact to perjury per 18 U.S.C. §§3 and 4.

3 Very Respectfully,

4 John Doe

5 We recommend sending the above correspondence with the indicated enclosures via certified mail with return receipt and  
6 also using the following form to getnerate legal evidence that it was sent:

Certificate/Proof/Affidavit of Service, Form #01.002  
<http://sedm.org/Forms/FormIndex.htm>

7 The above letter is provided as a fillable form at the following location:

Passport Amendment Request, Form #06.016  
FORMS PAGE: <http://sedm.org/Forms/FormIndex.htm> (OFFSITE LINK)  
DIRECT LINK: <http://sedm.org/Forms/AvoidingFranch/PassportAmendReq.pdf> (OFFSITE LINK)

## 8 **10. GETTING THE "NON-CITIZEN NATIONAL" ENDORSEMENT ON P. 24 OF THE** 9 **PASSPORT**

10 8 U.S.C. § 1452(b) authorizes the Dept. of State to issue Certificates of Non-Citizen National status.

11 [TITLE 8 > CHAPTER 12 > SUBCHAPTER III > Part II > § 1452](#)  
12 [§ 1452. Certificates of citizenship or U.S. non-citizen national status; procedure](#)

13 *(b) Application to Secretary of State for certificate of non-citizen national status; proof; oath of allegiance*

14 *A person who claims to be a national, but not a citizen, of the United States may apply to the Secretary of State for a certificate*  
15 *of non-citizen national status.* Upon—

16 *(1) proof to the satisfaction of the Secretary of State that the applicant is a national, but not a citizen, of the United States, and*

17 *(2) in the case of such a person born outside of the United States or its outlying possessions, taking and subscribing, before an*  
18 *immigration officer within the United States or its outlying possessions, to the oath of allegiance required by this chapter of a*  
19 *petitioner for naturalization, the individual shall be furnished by the Secretary of State with a certificate of non-citizen national*  
20 *status, but only if the individual is at the time within the United States or its outlying possessions.*

21 The Dept. of State's implementation of this statute is to add an additional endorsement to p. 24 of the passport indicating  
22 that the party in possession of the passport is a "non-citizen national". Below are some useful resources in requesting and  
23 obtaining this endorsement:

- 24 1. *Dept of State Website: Certificates of Non-Citizen Nationality*  
25 [http://travel.state.gov/law/citizenship/citizenship\\_781.html](http://travel.state.gov/law/citizenship/citizenship_781.html)
- 26 2. *Sovereignty Forms and Instructions Online*, Form #10.004, Form 4.22: Request for Certificate of Non-Citizen National  
27 Status  
28 <http://famguardian.org/TaxFreedom/Forms/Emancipation/ReqForCertOfNonCitizenNationalStatus.htm>
- 29 3. *Sovereignty Forms and Instructions Online*, Form #10.004, Form 4.29: Rebuttal Letter in Response to Denial of  
30 Application for Non-Citizen National Endorsement  
31 <http://famguardian.org/TaxFreedom/Forms/Emancipation/RebutLtrDenialCertNonCitNatStatus.htm>

32 Completing this process requires that you send your passport to the U.S. Dept. of State. Typically, they don't want to let the  
33 cat out of the bag so they have been known to punish those who attempt this process by basically holding on to the passport  
34 indefinitely without explanation, and force the applicant to either get a new passport or to contact them to retrieve the  
35 passport. They won't explain why you aren't eligible for it as a state national, but they also sometimes interfere with the  
36 completion of the process and try to punish those who know the truth by holding onto their passport and thereby depriving  
37 them of the use of it, and indirectly of the right to travel. This area appears to be an area that requires litigation to resolve.

## 11. OBTAINING COPIES OF PASSPORT RECORDS

There are several reasons why you might want to obtain copies of the Dept. of State records relating to an existing issued passport. Here are a few:

1. You might want proof that they recognized your status as a non-citizen national on the application.
2. You might want proof that you were eligible for a passport because the passport was issued.
3. You might be trying to amend the original application and want to clarify what you originally put on the form. See:

*Passport Amendment Request*, Form #06.016

DIRECT LINK :<http://sedm.org/Forms/AvoidingFranch/PassportAmendReq.pdf>

FORMS PAGE: <http://sedm.org/Forms/FormIndex.htm>

Below are some tools for obtaining a certified copy of the original passport application for an existing passport:

1. Dept. of State Website on obtaining passport records:  
[http://travel.state.gov/passport/services/copies/copies\\_872.html](http://travel.state.gov/passport/services/copies/copies_872.html) (OFFSITE LINK)
2. Sample form for doing the request:

*Sovereignty Forms and Instructions Online*, Form #10.004, Form 4.34

DIRECT LINK: <http://famguardian.org/TaxFreedom/Forms/Emancipation/DOS-CertDS11.htm>

3. [Notice about obtaining certified records posted on the Dept. of State Website back in 2005.](http://famguardian.org/TaxFreedom/Instructions/3.13ObtainingPassportRecords.pdf)  
<http://famguardian.org/TaxFreedom/Instructions/3.13ObtainingPassportRecords.pdf>

## 12. FREQUENTLY ASKED QUESTIONS

**NOTE: Please do NOT contact us directly to ask questions about this article. If your question is not answered in this section, instead post it to the following topic in our forums. You MUST become a member and consent to our Disclaimer before you can join our forums**

Family Guardian Forums, Forum 6.1.3: Citizenship in laws, forms and in government publications  
<http://famguardian.org/forums/index.php?showforum=145>

### 12.1 Which form to submit?

#### Question #1:

In regards to the passport modification request, I am still confused as to what form needs to be submitted with that request.. is it the DS-19 or the DS-11. The DS-19 says ' ... I have not since acquiring United States citizenship..' and I am uncomfortable with that statement. I may have 'acquired' citizenship, but no longer desire to have it, thus the purpose of the form to affirm my "U.S. National" and not citizenship status. Can you please clarify what form should be remitted (or reply and attach the proper form with corrections or suggestions as to corrections)?

#### Answer #1:

Answers:

1. The proper forms are indicated in this article, which is ONLY the DS-11 form. There are two DS-11 forms: One for new applicants and another for renewals. The correct one is the NEW APPLICATION form, because if the other one had a social security number on it, then it was filled out as a federal employee on official duty. If you are going to be a "national" but not a "citizen" and a sovereign, then you can't be a federal employee under ANY circumstances, especially on any government form. Read our [Resignation of Compelled Social Security Trustee](#) for details.
2. You are confused about the term "U.S. national". A person born in a state of the Union is NOT a "U.S. national" under [8 U.S.C. §1408](#), but a "national" under [8 U.S.C. §1101\(a\)\(21\)](#). Please reread the pamphlet:

*Why You are a "national", "state national", and Constitutional but not Statutory Citizen*, Form #05.006

<http://sedm.org/Forms/FormIndex.htm>

3. The term "U.S. citizenship" on a government form means "nationality" and not "citizen" status. This is proved in the "[Why You are a 'national'](#)" pamphlet mentioned in the above item, section 7. There is nothing wrong with saying you have "U.S. citizenship", as long as you clarify exactly what that means, which is that of being a "national" pursuant to [8](#)

1 [U.S.C. §1101](#)(a)(21) but NOT a "U.S. citizen" under [8 U.S.C. §1401](#). The correct form to apply for a passport for a  
2 person born in a state of the Union are indicated above, which is the DS-11 form.

3 4. The [Dept. of State Passport Amendment Form, DS-19](#) or the DS-11 *renewal* form are the WRONG forms to use,  
4 because:

5 4.1. It does not allow you to disassociate yourself from the Social Security Number, which can only be used by federal  
6 employees on official business.

7 4.2. The DS-19 form does not allow you to update the most important changed information, which is the change in  
8 your country of birth and the citizenship of your parents.

9 5. As of 2006, the Dept. of State discontinued the use of the DS-19 form. This form was previously used to validate or  
10 amend an existing paper passport. Since they recently introduced "e-passports" with a chip on them, they are  
11 discouraging use of the older passports and avoiding updating them. Now they want everyone to go out and get  
12 "chipped" and get an e-passport that they can use to track you like an animal using the RFID on the e-passport. Those  
13 who want privacy probably don't want an e-passport, because they store all kinds of private and personal information  
14 on the e-passport and the database that goes with them.

## 15 **12.2 Substitute Forms?**

### 16 **Question #2:**

17 Been reading up on passports on your site. I think I read it somewhere a while back, and now can't seem to be able to  
18 relocate it, the authority for using a substitute form, in lieu of those proffered by the gov't. Because I am thinking of  
19 applying for one and am sure they will make a big stink about it, and would like to have something to throw back in their  
20 faces if they object. Thank you for your time and efforts.

### 21 **Answer #2:**

22 You can find information about legality of modifying government forms in the [Federal and State Tax Withholding Options](#)  
23 [for Private Employers, Form #09.001](#), section 20.3. That section doesn't deal directly or specifically to modifying passport  
24 forms, but the principles apply generally to any government form.

## 25 **12.3 What is the oath of naturalization?**

### 26 **Question #3:**

27 What is the oath that a naturalized person has to take in order to be an American citizen?

### 28 **Answer #3:**

29 Here is the oath.

#### 30 **THE OATH OF AMERICAN CITIZENSHIP** 31 *(Taken when naturalized)*

32 *"I hereby declare, on oath, that I absolutely and entirely renounce and abjure all allegiance and fidelity to any foreign prince,*  
33 *potentate, state, or sovereignty of whom or which I have heretofore been a subject or citizen; that I will support and defend the*  
34 *Constitution and laws of the United States of America against all enemies, foreign and domestic; that I will bear true faith and*  
35 *allegiance to the same; that I will bear arms on behalf of the United States when required by law; that I will perform noncombatant*  
36 *service in the Armed Forces of the United States when required by the law; that I will perform work of national importance under*  
37 *civilian direction when required by the law; and that I take this obligation freely without any mental reservation or purpose of*  
38 *evasion; so help me God. In acknowledgement whereof I have hereunto affixed my signature."*

39 *[SOURCE: <http://www.dar.org/natsociety/Citizenship.cfm?TP=Show&ID=77>]*

## 40 **12.4 Proper Citizenship of Parents?**

### 41 **Question #4:**

42 On the DS-11 form, Box 21 - where it asks "Is your mother/father a U.S. Citizen?"

43 *The excellent passport info posted on this site and SEDM tells you to –*

1 Tick Yes, and line out U.S. Citizen and replace it with National, or "non-citizen National."

2 I am curious, why not tick No? Since they're not US Citizens, but "non-citizen nationals."

3 The oath and signature asks me to declare that I am a United States citizen (or non-citizen national) ... so, my thinking is if  
4 my own signature can declare my non-citizen status - then my parent's status could not negate my oath by some birthright  
5 argument.

6 I ask because I'd like to not cross out anything on the form if possible, and use the SEDM attachment.

7 But I wanted to ask if there were any catch 22's of ticking No for my parents on box 21!

8 **Answer #4:**

9 That works too. There are lots of ways to skin the cat. Glad you're thinking out of the box, because you'll need to do a lot of  
10 it in order to stay free.

11 **12.5 Computer matching with old passport that has a number**

12 **Question #5:**

13 What if I applied for a new passport without a number? Won't they be able to match it up with the old passport number?

14 **Answer #5:**

15 Older passport application information is maintained in their databases, but we don't know for how long. It is likely that  
16 they will be able to match up the old information if they really want to, but that information likely won't be maintained for  
17 long, nor can they lawfully assume that the old or expired passport information is relevant. The [Social Security regulations](#),  
18 the SSA [Program Operations Manual System](#) and SSA Form SSA-521 all authorize anyone to terminate participation and  
19 eligibility for benefits. If you have done that, which you should using the procedure below, any numbers would be invalid  
20 beyond that point:

[Resignation of Compelled Social Security Trustee](#), Form #06.002  
<http://sedm.org/Forms/FormIndex.htm>

21 **12.6 Rejection of Passport Application**

22 **Question #6:** I submitted the DS-11 application with the [USA Passport Application Attachment, Form #06.007](#) and I got  
23 the following letter back asking for additional information:

Dept. of State Rejection Letter  
<http://famguardian.org/Subjects/Taxes/Citizenship/PassportResponse-20081001.pdf>

24 They are trying to compel me to associate with or participate in franchises based on the kind of ID they are asking for and I  
25 don't want to be connected with any franchises such as driver's license, SS, etc. How do I respond to this and do you have a  
26 response for this response?

27 **Answer #6:**

28 What forms of ID did you provide? The letter asks for additional ID. Your predicament is mentioned in Section 5 of the :

[USA Passport Application Attachment](#), Form #06.007  
<http://sedm.org/Forms/FormIndex.htm>

29 If you sent the above form and they ignored section 5, they are:

- 30 1. Playing games with you.  
31 2. Not answering the questions in the form.  
32 3. Covering up the truth.

- 1 4. Instituting a bill of attainder against you and/or discriminating against you by trying to force you to meet different and
- 2 more stringent requirements than everyone else.
- 3 5. Trying to connect you to franchises indirectly rather than directly. Since you wouldn't give them a number, they are
- 4 trying to get you to give them one indirectly by looking you up in another database based on the information you
- 5 provide. That is compelled use of identifying numbers in violation of 42 U.S.C. §408(a)(8).

6 Attach your original application with a cover letter as followings:

- 7 1. Attach the original rejected application with the Form #06.007.
- 8 2. Reference section 5 of the Form #06.007 and ask them why they didn't address the issues raised therein in their
- 9 response.
- 10 3. Insist that you are being subject to a bill of attainder and being penalized for expecting them to recognize your true
- 11 status.
- 12 4. Insist that you are being compelled to violate your religious beliefs by being connected with franchises that your beliefs
- 13 do not allow you to participate in or accept the benefits of. All the information they are asking you is aimed at
- 14 connecting you to one or more franchises.
- 15 5. Tell them that the additional information they are not asking for is making you into a target for persecution and
- 16 selective enforcement because other applicants are required to provide it.
- 17 6. Tell them that the form [Passport Identification List, Form IN-709-01](#) form they provided is not in compliance with the
- 18 Paperwork Reduction Act and therefore need not be complied with as indicated in Form #06.007, Section 5 and ask
- 19 them why they didn't deal with that issue initially.
- 20 7. Take the [IN-709-01 form](#) and line out each page and write the following on each page.

21 *"First Amendment (right to NOT speak)"*

- 22 8. Take an electronic photo of yourself, paste it electronically or glue it in the cover letter, and have the notary notarize
- 23 your affidavit. That functions as a government-issued picture ID. All notaries are public officers of the government and
- 24 therefore, a notarized document with your picture on it constitutes picture ID. If they want more than one additional
- 25 photo ID, do it several times.

26 *Chapter 1*  
27 *Introduction*  
28 *§1.1 Generally*

29 ***A notary public (sometimes called a notary) is a public official appointed under authority of law** with power, among other things,*  
30 *to administer oaths, certify affidavits, take acknowledgments, take depositions, perpetuate testimony, and protect negotiable*  
31 *instruments. Notaries are not appointed under federal law; they are appointed under the authority of the various states, districts,*  
32 *territories, as in the case of the Virgin Islands, and the commonwealth, in the case of Puerto Rico. The statutes, which define the*  
33 *powers and duties of a notary public, frequently grant the notary the authority to do all acts justified by commercial usage and the*  
34 *"law merchant".*  
35 *[[Anderson's Manual for Notaries Public, Ninth Edition, 2001, ISBN 1-58360-357-3](#)]*

36 The [USA Passport Application Attachment, Form #06.007](#) has such a letter at the end that you can use in your circumstance  
37 and which meets all the above requirements.

38 Additional remedies are provided for those who are denied passports within [22 U.S.C. §2721](#).

## 39 **12.7 Aren't they just asking for your nationality on the application?**

### 40 **Question #7:**

41 I really don't think Customs or the DOS gives a hoot about your territorial legal domicile or what your citizenship status  
42 with the SSA happens to be. They just want to know if you have USA nationality and to keep tabs on Aliens coming in to  
43 the country. When THEY ask are you a citizen or national of the US, they mean US\*.

44 I think you designating a US \*\* definition to the Title 8 references is being presumptive and causes your materials and  
45 digrams to be overly complex. You say you should get the designation of a non- citizen national per the following:

46 [8 U.S.C. §1452](#)

1 A person who claims to be a national, but not a citizen, of the United States may apply to the Secretary of State for a certificate of  
2 non-citizen national status. Upon—

3 (1) proof to the satisfaction of the Secretary of State that the applicant is a national, but not a citizen, of the United States..."

4 What authority are you using to designate a non-citizen national of the US\*, US\*\* and US\*\*\* all from this one statute? It  
5 seems to me that if you want to be a non-citizen national in the context of 8 U.S.C. you should just use the term national

6 8 U.S.C. §1101 (a)(21) The term "national" means a person owing permanent allegiance to a state.

7 If you will notice, it doesn't use the term State

8 8 U.S.C. §1101(a)(36) The term "State" includes the District of Columbia, Puerto Rico, Guam, the Virgin Islands of the United  
9 States, and the Commonwealth of the Northern Mariana Island

10 **Answer #7:**

11 Thanks for contributing to our discussion for the first time. We appreciate your contribution and interest. Great questions.  
12 Citizenship, in fact, is the most important subject on this website.

- 13 1. Title 8 does address "Aliens and Nationality", but it also has to address the citizenship status of EVERYONE in  
14 America, including territories, possessions, and states of the Union.
- 15 2. We don't think our citizenship materials are overly complex. We think Title 8 is OVERLY complex, because it doesn't  
16 provide:
  - 17 2.1. Unambiguous definitions.
  - 18 2.2. Recognize the three "United States".
  - 19 2.3. Describe precisely which "United States" they mean in each context.
  - 20 2.4. Describe when they mean the GEOGRAPHIC context and when they mean the GOVERNMENT context. They  
21 only define the **geographic** context but this context is NOT the ONLY context in which the word is or can be  
22 used. This is the same TRICK they use in the I.R.C.
- 23 3. Title 8 doesn't and can't just address who are "nationals" and therefore members of the "nation". Otherwise, they would  
24 NOT need to use the word "citizen" anywhere in the Title. The fact that being a national and member of the society is  
25 distinguished from being a "citizen" in the definition of "national and citizen of the United States" found in 8 U.S.C.  
26 §1401 is proof that the Title address more than JUST whether someone has only "nationality".  
27 [http://www.law.cornell.edu/uscode/html/uscode08/usc\\_sec\\_08\\_00001401----000-.html](http://www.law.cornell.edu/uscode/html/uscode08/usc_sec_08_00001401----000-.html)
- 28 4. You are PRESUMING in your discussion that "United States" is consistently used ONLY in its geographic sense. We  
29 don't think this is a safe presumption and you have the burden of proving that it IS.
- 30 5. Documents on this site prove that at least in the context of Title 26 of the U.S. Code, the term "United States" within  
31 the phrase "sources within the United States" means the GOVERNMENT sense and NOT the geographic sense. See:  

<i>Nonresident Alien Position</i> , Form #05.020, Sections 6 and 7 DIRECT LINK: <a href="http://sedm.org/Forms/MemLaw/NonresidentAlienPosition.pdf">http://sedm.org/Forms/MemLaw/NonresidentAlienPosition.pdf</a> FORMS PAGE: <a href="http://sedm.org/Forms/FormIndex.htm">http://sedm.org/Forms/FormIndex.htm</a>
---
- 32 6. Some of the uses of "United States" in Title 8 can mean the U.S.\*\* because the only definition they provide is the  
33 GEOGRAPHIC sense, and this is NOT the only sense in which the word can be used. For instance:

34 TITLE 8 > CHAPTER 12 > SUBCHAPTER I > Sec. 1101. [Aliens and Nationality]  
35 Sec. 1101. - Definitions

36 (a)(38) The term "United States", except as otherwise specifically herein provided, when used in a geographical sense, means the  
37 **continental United States**, Alaska, Hawaii, Puerto Rico, Guam, and the Virgin Islands of the United States.

38 \_\_\_\_\_  
39 [Code of Federal Regulations]  
40 [Title 8, Volume 1]  
41 [Revised as of January 1, 2002]  
42 From the U.S. Government Printing Office via GPO Access  
43 [CITE: 8CFR215]  
44 TITLE 8--ALIENS AND NATIONALITY CHAPTER I--IMMIGRATION AND NATURALIZATION SERVICE, DEPARTMENT OF  
45 JUSTICE  
46 PART 215--CONTROLS OF ALIENS DEPARTING FROM THE UNITED STATES

1 Section 215.1: Definitions

2 (f) The term **continental United States** means the District of Columbia and the several States, except Alaska and Hawaii.

3  
4 8 U.S.C. Sec. 1101(a)(36): State [Aliens and Nationality]

5 **The term "State" includes the District of Columbia, Puerto Rico, Guam, and the Virgin Islands of the United States.**

6 SOURCE: <http://famguardian.org/TaxFreedom/Forms/Discovery/Deposition/Section 14.htm>

7 7. You overlooked what 8 U.S.C. §1452 is about. Look again:

8 [http://www.law.cornell.edu/uscode/html/uscode08/usc\\_sec\\_08\\_00001452---000-.html](http://www.law.cornell.edu/uscode/html/uscode08/usc_sec_08_00001452---000-.html).

9 That section references "non-citizen national" (8 U.S.C. §1101(a)(21)) and NOT "non-citizen national OF THE  
10 UNITED STATES" (8 U.S.C. §1408). Twice, in the title of part (b) and the introduction they use the phrase "certificate  
11 of non-citizen national status" WITHOUT the phrase "of the United States" at the end. Hence, section (B) of that  
12 statute can and does apply to BOTH types of "non-citizen nationals":

13 7.1. "non-citizen nationals **OF THE UNITED STATES**" in 8 U.S.C. §1408 and 8 U.S.C. §1101(a)(22)(B), who  
14 occupy American Samoa and Swain's Island.

15 7.2. "non-citizen nationals **OF THE UNITED STATES OF AMERICA**" occupying foreign states such as  
16 Constitutional states of the Union in 8 U.S.C. §1101(a)(21).

17 8. Even if you ARE correct about whether a state domiciled non-citizen national is not eligible for a "certificate of non-  
18 citizen national" status, it still doesn't effect whether they are eligible for a USA Passport. The fact that they are born  
19 anywhere in the Union, whether in a constitutional statue, a territory, or a possession, they are eligible for a USA  
20 passport. And the DS-11 form is a multipurpose form that covers ALL these people, but is ALSO used for civil  
21 enforcement purposes against those domiciled on federal territory. The important thing when applying for the passport  
22 is to:

23 8.1. Ensure that your nonresident status is correctly documented on the application and attachments.

24 8.2. Ensure that you are not confused with those who may be targeted for civil enforcement because domiciled on  
25 federal territory.

26 8.3. Ensure that you are not compelled to sign up for federal franchises or procure a government number in order to  
27 exercise your unalienable right to travel.

28 8.4. Ensure that those accepting the application do not break down the [separation of legislative powers between the](#)  
29 [states and the national government that is the foundation of the USA constitution](#), either through malice, abuse of  
30 "words of art", or through legal ignorance. The maintenance of that separation, according to the US Supreme  
31 Court, is THE MOST IMPORTANT job of ANY court in the land because it is the MAIN method for protecting  
32 your sacred natural and Constitutional rights.

33 9. 9. The problem with your logic, is that if the DS-11 passport application really did only refer to Title 8, then why:

34 9.1. Do they ask for a social security number that only pertains to those domiciled on federal territory AND lawfully  
35 engaged in public offices?

36 9.2. Give you a big long warning in the instructions about how "YOU" are subject to tax on worldwide income, which  
37 pertains to statutory "U.S. citizens" ONLY and NOT to those who are non-citizen nationals. They use the word  
38 "You" in the warning like it applies to EVERYONE, but in fact it can and does ONLY apply to STATUTORY  
39 "nationals and citizens of the United States" who are public officers in the government. See Cook v. Tait, 265  
40 U.S. 47 (1924). This warning would be FRAUD if it addressed a non-citizen national or those not domiciled on  
41 federal territory who are therefore stateless persons in relation to the national government. Remember: income  
42 taxes are a CIVIL liability that can only attach to one's domicile. If this were not true, then EVERYONE IN THE  
43 WORLD, including everyone in every other country on earth, would be liable under the I.R.C. AND they would  
44 ALL be slaves of the U.S. government, which is a violation of the Thirteenth Amendment.

45 Look at the form yourself:

<http://famguardian.org/Subjects/Taxes/Citizenship/DOS-DS11-20080320.pdf>

46 The problem is that the DS-11 form is a multipurpose form and it is very difficult to discern which of the two contexts they  
47 are implying: Title 8 or Title 26. This confusion is deliberate and the terms in Title 8 are rigged to magnify this confusion,  
48 we believe. That is why the USA Passport Attachment, Form #06.007

1 (<http://sedm.org/Forms/AvoidingFranch/USAPassPortAppAtt.pdf>) is required: To clarify the CONTEXT for each term and  
2 request that if they disagree, then they should provide proof or else be found in default. This sort of clarification can prevent  
3 a future prosecution of the sort described below:

<http://famguardian.org/Subjects/Taxes/Citizenship/PassportError.pdf>

4 You may want to go back and CAREFULLY read the following document for a more thorough background in order to  
5 avoid cluttering our website or forums with questions and confusion that is already resolved and covered elsewhere on the  
6 site:

*Why You are a "national", "state national", and Constitutional but not Statutory Citizen*, Form #05.006  
<http://sedm.org/Forms/FormIndex.htm>

### 7 **13. SOURCES OF RESISTANCE FROM PASSPORT AGENCIES**

8 The [citizenship research on this website](#) posted beginning here in 2000 has resulted in changes to at least three government  
9 forms that we know of so far, all of which have had the "national" or "U.S. national" added to them as an option:

- 10 1. [DS-11 Passport Application](#). "non-citizen national" was added to the perjury statement at the end.
- 11 2. Homeland Security I-9 Form. "citizen of the United States" in the perjury statement at the end was replaced with  
12 "citizen **or national** of the United States". See the following article in our forums about this:  
13 <http://famguardian.org/forums/index.php?showtopic=1681>
- 14 3. [IRS Form 1040NR](#). Now the form actually mentions "U.S. national" at the beginning!

15 Resistance to our approach on citizenship therefore appears to be on the decline. However, you are still likely to encounter  
16 resistance from ignorant and presumptuous clerks at post offices, passport agencies, and the Dept. of State who are not  
17 familiar with the law on citizenship. This section documents resistance experienced to date by our readers in obtaining a  
18 "national" passport and which we have been made aware of through email or by postings on our forums. If you experience  
19 any other form of resistance not appearing in the list below, then please post your experience in our citizenship forums at  
20 the link below and we will add a work-around to this article for it:

Family Guardian Forums: 6.1 Citizenship, Domicile, and Nationality Forums  
<http://famguardian.org/forums/index.php?showforum=6>

21 Below are negative experiences so far, along with the some suggested work-arounds. We are not resourced to give  
22 individual advice or help on this subject, but if you send us your information, we can post general guidance not specific to  
23 you or your circumstances in this section.

#### 24 **13.1 Rejection of Application Because Perjury Statement Modified**

##### 25 **Application rejected because perjury statement is modified:**

26 In the perjury statement at the end of the [DS-11 form](#), some people line out "citizen" and "United States" and circle "non-  
27 citizen national", some passport facilities will say they can't accept it. Results are varied.

##### 28 **Workaround:**

29 Make a simple attachment in Block 17, The Permanent Address after the phrase "NONE" or "Heaven" saying "False,  
30 perjurious, and not valid without signed USA Passport Application Attachment". Then in the attachment, indicate the  
31 following. This language, by the way, is already in the [USA Passport Application Attachment, Form #06.007](#) and you will  
32 only need this language if you didn't attach the form to your original application:

33 *"Applicant is a 'non-citizen national' pursuant to 8 U.S.C. §1101(a)(21) and 8 U.S.C. §1452, a 'stateless person' pursuant to 28*  
34 *U.S.C. §1332 because not domiciled in a federal territory mentioned in 28 U.S.C. §1332(e). Applicant is NOT a statutory citizen*  
35 *pursuant to 8 U.S.C. §1401 or a 'U.S. national' pursuant to 8 U.S.C. §1408 or 8 U.S.C. §1101(a)(22)(B)."*

1 **13.2 Rejection of application because USA Passport Application is Attached**

2 **Application not processed because USA Passport Attachment, Form #06.007 is attached:**

3 Some people have indicated that if they attach the [USA Passport Application Attachment, Form #06.007](#) they get a long  
4 invasive [DOS Form IN-709-01](#) attached to a rejection letter indicating that they need more information before they can  
5 process your application. They won't explain why they need it, why the information provided is insufficient, or why their  
6 form is not OMB approved and therefore not an authorized collection of information. This is a delay tactic intended to  
7 punish you for trying to establish an administrative record that proves your status. They are also trying to use the additional  
8 information to connect you to government franchises, because most of the additional information they ask for ties you to  
9 one or more government franchises. We recommend sending them the following letter and also forwarding to the author of  
10 the form the response you get:

*Passport Notice and Demand Letter, Form #06.017*

<http://sedm.org/Forms/FormIndex.htm>

11 **Workaround:**

12 This tactic is already rebutted in the [USA Passport Application Attachment, Form #06.007](#), section 5. Use the language  
13 contained in that section in responding. Tell them that the form is not in compliance with the Paperwork Reduction Act and  
14 that you aren't required to provide anything more than your birth certificate and an oath of allegiance. Ask them why they  
15 didn't address this issue in their response. Insist that they process your application and not subject you to a delay, which is a  
16 type of penalty, because you have the status you have. Insist that they provide you a way to comply that doesn't attach you  
17 to a government franchise such as a license, or a government identifying number because your religious beliefs prohibit  
18 participation in franchises. Tell them that they can't compel you to surrender a right in order to travel freely using the  
19 passport.

20 If all else fails and they compel you to complete the form in a certain way or omit the attachment, you can always send in  
21 the [Passport Amendment Request, Form #06.016](#) referenced earlier in section 8 *after* they issue the passport and document  
22 the duress you were exposed to for the record and name the person who instituted the duress and criminally tampered with  
23 you, the witness. You should also write the supervisor of the person who instituted the criminal duress and request that they  
24 be both disciplined and FIRED.

25 **13.3 Acceptance Agent Says it is Their Discretion Whether They will Accept or Use the USA Passport**  
26 **Application Attachment**

27 **Acceptance Agent tries to filter, modify, or remove the USA Passport Application Attachment:**

28 Some people have indicated that if they attach the [USA Passport Application Attachment, Form #06.007](#) the acceptance  
29 agent will tell them that it is within their discretion to remove or omit or eliminate the attachment.

30 **Workaround:**

31 This tactic is prevented by ensuring that the phrase "False, perjurious, and invalid without signed USA Passport Application  
32 Attachment, Form #06.007, Block 17, Permanent Address. You should say the following to the agent:

- 33 1. Ask the agent then and now to disclose whether or not he removes or redacts any portion of the attachment.
- 34 2. Vehemently remind the acceptance agent that is NOT within his discretion to tamper, redact, remove, or filter the  
35 testimony of a witness because this would cause the commission of subornation of perjury in violation of [18 U.S.C.](#)  
36 [§1622](#), and perjury in violation of [18 U.S.C. §1542](#), [18 U.S.C. §1001](#), and [18 U.S.C. §1621](#).
- 37 3. Ask the agent for his delegation of authority order authorizing him to commit any of the crimes mentioned in the  
38 previous step.
- 39 4. Indicate to the acceptance agent that you will be sending an amendment to the application after you leave via certified  
40 mail with a proof of service indicating your correct status, re-adding the attachment, and indicating that the acceptance  
41 agent threatened a protected witness, conspired to commit perjury and subornation of perjury, and obstruct justice  
42 during the passport application process.

1 After you are finished with the passport application process and receive your passport, send in the following to the U.S.  
2 Secretary of State to ensure that the USA Passport Application Attachment is included and associated with the original DS-  
3 11 or DS-82 forms:

*Passport Amendment Request*, Form #06.016  
FORMS PAGE: <http://sedm.org/Forms/FormIndex.htm>  
DIRECT LINK: <http://sedm.org/Forms/AvoidingFranch/PassportAmendReq.pdf>

#### 4 **14. COURT REMEDIES FOR THOSE UNLAWFULLY DENIED A PASSPORT AS A** 5 **STATUTORY "NON-CITIZEN NATIONAL"**

6 Anyone who denies you the issuance of a valid passport as a "national" is interfering with your unalienable right to travel  
7 and is personally liable for a tort. It is pointless to sue the United States Government for such an infraction and much more  
8 productive to sue the specific person for a tort in state court. You cannot sue the United States government in a state court  
9 because of the separation of powers doctrine, but you can sue the agent personally and individually.

10 If you decide to sue in a federal court, the following options are available:

- 11 1. File the action under [8 U.S.C. §1503\(a\)](#) as follows:
  - 12 1.1. Define the term "United States" as used in the above statute as the United States of America to exclude federal  
13 territory, since the section does not state what definition they are relying on.
  - 14 1.2. Attach the [Citizenship, Domicile, and Tax Status Options, Form #10.003](#) to the complaint.  
15 DIRECT LINK: <http://sedm.org/Forms/Emancipation/CitDomTaxStatusOptions.pdf>  
16 FORMS PAGE: <http://sedm.org/Forms/FormIndex.htm>
  - 17 1.3. State that you are NOT litigating to defend a "privilege" but the constitutional right to travel.
  - 18 1.4. Emphasize that you were physically present within the "United States" at the time of the infraction but that you are  
19 NOT domiciled or resident in the "United States" as defined within any federal statute.
  - 20 1.5. Attach the [Federal Pleading/Motion/Petition Attachment, Litigation Tool #01.002](#), to your complaint.  
21 DIRECT LINK: <http://sedm.org/Litigation/General/PleadingAttachment.pdf>  
22 LITIGATION TOOLS PAGE: <http://sedm.org/Litigation/LitIndex.htm>

23 For additional information about this remedy, see:  
24 [3C Am Jur 2d §2732-2752](#)  
25 <http://famguardian.org/TaxFreedom/CitesByTopic/USNational-3CAmJur2732.pdf>

- 26 2. File a Bivens Action for violation of your right to travel against the party who denied you the passport. Do not cite any  
27 federal statute. Resources for doing so are contained in [section 3 of the Sovereignty and Freedom Page](#).  
28 <http://famguardian.org/Subjects/Freedom/Freedom.htm>

#### 29 **15. RESOURCES FOR FURTHER STUDY AND REBUTTAL**

##### 30 **15.1 Questions about or use of this information**

- 31 1. [Family Guardian Forums: 6.1 Citizenship, Domicile, and Nationality Topic](#) -you must be a member to post in these  
32 forums  
33 <http://famguardian.org/forums/index.php?showforum=6>
- 34 2. [Family Guardian Forums: 5.2.3 Restoring, Proving, and Generating Evidence of personal and state sovereignty](#)-you  
35 must be a member to post in these forums  
36 <http://famguardian.org/forums/index.php?showforum=93>
- 37 3. [SEDM Forums: 5.2.5 Obtaining ID as a "national" or "state citizen" and without an SSN](#) (OFFSITE LINK)-you must  
38 be a member to post in these forums  
39 <http://famguardian.org/forums/index.php?showforum=142>

##### 40 **15.2 Related forms**

- 41 1. [Dept. of State form DS-11: Application for Passport](#)

- 1.1. [2/2008 Version](http://famguardian.org/Subjects/Taxes/Citizenship/DOS-DS11-20080320.pdf)  
<http://famguardian.org/Subjects/Taxes/Citizenship/DOS-DS11-20080320.pdf>
- 1.2. [2/2008 Version AMENDED](http://famguardian.org/Subjects/Taxes/Citizenship/DOS-DS11-Modified-20080213.pdf)-Modified to add the national option  
<http://famguardian.org/Subjects/Taxes/Citizenship/DOS-DS11-Modified-20080213.pdf>
2. [United States of America \(USA\) Passport Application Attachment, Form #06.007](http://sedm.org/Forms/AvoidingFranch/USAPassPortAppAtt.pdf)-if you use the UNMODIFIED DS-11 form, attach this form to the form to ensure that the government makes no false presumptions about your status or causes you to surrender sovereign immunity  
DIRECT LINK: <http://sedm.org/Forms/AvoidingFranch/USAPassPortAppAtt.pdf>  
FORMS PAGE: <http://sedm.org/Forms/FormIndex.htm>
3. [Passport Amendment Request, Form #06.016](http://sedm.org/Forms/AvoidingFranch/PassportAmendReq.pdf) -[SEDM Forms page](http://sedm.org/Forms/FormIndex.htm). For those who already had passports at the time they discovered this website/ministry and who want to update the original application to correctly reflect their status.  
DIRECT LINK: <http://sedm.org/Forms/AvoidingFranch/PassportAmendReq.pdf>  
FORMS PAGE: <http://sedm.org/Forms/FormIndex.htm>
4. [Dept. of State Form DS-71](#) -Affidavit of Identifying Witness. Use this form if you don't have government ID. A third party witness can vouch for you INSTEAD of the government.
  - 4.1. [Original Form](http://famguardian.org/Subjects/Taxes/Citizenship/ds-71.pdf)  
<http://famguardian.org/Subjects/Taxes/Citizenship/ds-71.pdf>
  - 4.2. [Scanned PDF](http://famguardian.org/Subjects/Taxes/Citizenship/DOS-DS71-20080213.pdf)  
<http://famguardian.org/Subjects/Taxes/Citizenship/DOS-DS71-20080213.pdf>
  - 4.3. [DOS Website](http://www.usimmigrationsupport.org/form_ds71.html)  
[http://www.usimmigrationsupport.org/form\\_ds71.html](http://www.usimmigrationsupport.org/form_ds71.html)
5. [Why You are a "national", "state national", and Constitutional but not Statutory Citizen, Form #05.006](http://famguardian.org/Publications/WhyANational/WhyANational.pdf)-pamphlet  
DIRECT LINK: <http://famguardian.org/Publications/WhyANational/WhyANational.pdf>  
FORMS PAGE: <http://sedm.org/Forms/FormIndex.htm>
6. [Why It is Illegal for Me to Request or Use a "Taxpayer Identification Number", Form #04.205](http://sedm.org/Forms/Tax/Withholding/WhyTINIIllegal.pdf)-attach this form to the passport application if they give you a hard time about providing a Social Security Number or Taxpayer Identification Number on the application. From the [SEDM Forms page](http://sedm.org/Forms/FormIndex.htm)  
DIRECT LINK: <http://sedm.org/Forms/Tax/Withholding/WhyTINIIllegal.pdf>  
FORMS PAGE: <http://sedm.org/Forms/FormIndex.htm>
7. [Passport Notice and Demand Letter, Form #06.017](http://sedm.org/Forms/AvoidingFranch/PassportNotAndDmLtr.pdf) -[SEDM Forms page](http://sedm.org/Forms/FormIndex.htm). Use this letter to respond to a denial of your request for a passport, a demand that you provide a TIN before they will issue the passport, or a request that you fill out form IN-709-1 before they will issue the passport.  
DIRECT LINK: <http://sedm.org/Forms/AvoidingFranch/PassportNotAndDmLtr.pdf>  
FORMS PAGE: <http://sedm.org/Forms/FormIndex.htm>
8. [Passport Identification List, Form IN-709-01](http://famguardian.org/Subjects/Taxes/Citizenship/PassportIdentList-20080207.pdf) -evidence used to authenticate who you are when applying for a passport  
<http://famguardian.org/Subjects/Taxes/Citizenship/PassportIdentList-20080207.pdf>
9. [Citizenship, Domicile, and Tax Status Options, Form #10.003](http://sedm.org/Forms/Emancipation/CitDomTaxStatusOptions.pdf) -[SEDM Forms page](http://sedm.org/Forms/FormIndex.htm). Present this at a court hearing or deposition to enter evidence on the record of your citizenship, domicile, and tax status.  
DIRECT LINK: <http://sedm.org/Forms/Emancipation/CitDomTaxStatusOptions.pdf>  
FORMS PAGE: <http://sedm.org/Forms/FormIndex.htm>
10. [Your Exclusive Right to Declare or Establish Your Civil Status, Form #13.008](http://sedm.org/Forms/SelfFamilyChurchGovnce/RightToDeclStatus.pdf)-proves that NO ONE in the government can counsel or advise you on what to put on the passport application form, punish you because of what you put on it, or refuse to accept it if they don't like it, and if they do, they are committing a crime and a violation of rights.  
DIRECT LINK: <http://sedm.org/Forms/SelfFamilyChurchGovnce/RightToDeclStatus.pdf>  
FORMS PAGE: <http://sedm.org/Forms/FormIndex.htm>
11. [About SSNs/TINs on Government Forms and Correspondence, Form #04.104](http://sedm.org/Forms/Tax/Procedure/AboutSSNs/AboutSSNs.htm)-Use this form whenever you are filling out paperwork that asks for an SSN and the recipient won't accept the paperwork because you said "None" on the SSN block. The questions at the end will stop all such frivolous challenges by recipients of the forms you submit, if they have even half a brain.  
DIRECT LINK: <http://sedm.org/Forms/Tax/Procedure/AboutSSNs/AboutSSNs.htm>  
FORMS PAGE: <http://sedm.org/Forms/FormIndex.htm>
12. [About SSNs and TINs on Government Forms and Correspondence, Form #05.012](http://sedm.org/Forms/MemLaw/AboutSSNsAndTINs.pdf)-Use this form whenever you are filling out paperwork that asks for an SSN and the recipient won't accept the paperwork because you said "None" on the SSN block. The questions at the end will stop all such frivolous challenges by recipients of the forms you submit, if they have even half a brain.  
DIRECT LINK: <http://sedm.org/Forms/MemLaw/AboutSSNsAndTINs.pdf>  
FORMS PAGE: <http://sedm.org/Forms/FormIndex.htm>

- 1 13. [Legal Notice of Change in Domicile/Citizenship Records and Divorce from the United States, Form #10.001](http://sedm.org/Forms/FormIndex.htm)-form  
2 which allows you to legally divorce the "state" and the government to become a "national" and a "nontaxpayer"  
3 <http://sedm.org/Forms/FormIndex.htm>
- 4 14. [Resignation of Compelled Social Security Trustee, Form #06.002](http://sedm.org/Forms/FormIndex.htm)-form that allows you to quit Social Security and get  
5 rid of your number and tax debt  
6 <http://sedm.org/Forms/FormIndex.htm>
- 7 15. [Dept. of State form FS-581: Questionnaire Information for Determining U.S. Citizenship](http://famguardian.org/Subjects/Taxes/Citizenship/FS-581%20%20Dept%20of%20State%20Citizenship%20Determination%20Form.pdf)  
8 [http://famguardian.org/Subjects/Taxes/Citizenship/FS-](http://famguardian.org/Subjects/Taxes/Citizenship/FS-581%20%20Dept%20of%20State%20Citizenship%20Determination%20Form.pdf)  
9 [581%20%20Dept%20of%20State%20Citizenship%20Determination%20Form.pdf](http://famguardian.org/Subjects/Taxes/Citizenship/FS-581%20%20Dept%20of%20State%20Citizenship%20Determination%20Form.pdf)
- 10 16. [Request for Certified Passport Records](http://famguardian.org/TaxFreedom/Forms/Emancipation/DOS-CertDS11.htm)-if the Dept of State won't issue you a "non-citizen national" passport, you can  
11 use this form to get certified copy of your approved "national" application that constitutes court-admissible evidence of  
12 your citizenship  
13 <http://famguardian.org/TaxFreedom/Forms/Emancipation/DOS-CertDS11.htm>
- 14 17. [Department of State: Passport forms](http://travel.state.gov/passport/forms/forms_847.html)-watch out! Most of these forms have false presumptions. Please use the amended  
15 versions posted on this page instead  
16 [http://travel.state.gov/passport/forms/forms\\_847.html](http://travel.state.gov/passport/forms/forms_847.html)
- 17 18. [Obtaining Certified Passport Records](http://famguardian.org/TaxFreedom/Instructions/3.13ObtainingPassportRecords.pdf) -how to get certified passport records proving you are a "national"  
18 <http://famguardian.org/TaxFreedom/Instructions/3.13ObtainingPassportRecords.pdf>
- 19 19. [Change of Address Affidavit](http://famguardian.org/TaxFreedom/Forms/Emancipation/ChangeOfAddressAttachment.htm)-establishes your "domicile" as "heaven". Since "domicile" determines one's tax home,  
20 then you become a "nontaxpayer"  
21 <http://famguardian.org/TaxFreedom/Forms/Emancipation/ChangeOfAddressAttachment.htm>

### 22 **15.3 Sample/Example Completed forms**

- 23 1. [Dept. of State form FS-581: Questionnaire Information for Determining U.S. citizenship](http://famguardian.org/TaxFreedom/Forms/Emancipation/FS581-Example.pdf)  
24 <http://famguardian.org/TaxFreedom/Forms/Emancipation/FS581-Example.pdf>

### 25 **15.4 Government Government Information**

- 26 1. [The American Passport, 1898](http://famguardian.org/Publications/TheAmericanPassport/The_American_passport.pdf)-legal treatise on the history and authority for issuing USA passports written by the Dept.  
27 of State. Excellent.  
28 [http://famguardian.org/Publications/TheAmericanPassport/The\\_American\\_passport.pdf](http://famguardian.org/Publications/TheAmericanPassport/The_American_passport.pdf)
- 29 2. [U.S. Attorneys Manual, Criminal Resource Manual, Section 1524: False identification-Immigration Matters](http://www.usdoj.gov/usao/eousa/foia_reading_room/usam/title9/crm01524.htm) (OFFSITE  
30 LINK) -covers abuse or falsification of passports  
31 [http://www.usdoj.gov/usao/eousa/foia\\_reading\\_room/usam/title9/crm01524.htm](http://www.usdoj.gov/usao/eousa/foia_reading_room/usam/title9/crm01524.htm)
- 32 3. Dept. of State Website:  
33 <http://travel.state.gov>
- 34 4. Dept. of State Phone List:  
35 4.1. [Employees](http://famguardian.org/Subjects/Taxes/Citizenship/111781.pdf)  
36 <http://famguardian.org/Subjects/Taxes/Citizenship/111781.pdf>  
37 4.2. [Key Officers](http://famguardian.org/Subjects/Taxes/Citizenship/111812.pdf)  
38 <http://famguardian.org/Subjects/Taxes/Citizenship/111812.pdf>  
39 4.3. [Organizational](http://famguardian.org/Subjects/Taxes/Citizenship/112065.pdf)  
40 <http://famguardian.org/Subjects/Taxes/Citizenship/112065.pdf>
- 41 5. Dept. of State: How to Apply for a Passport in Person:  
42 [http://travel.state.gov/passport/get/first/first\\_830.html](http://travel.state.gov/passport/get/first/first_830.html)
- 43 6. Dept. of State: U.S. Passport Card:  
44 [http://travel.state.gov/passport/ppt\\_card/ppt\\_card\\_3926.html](http://travel.state.gov/passport/ppt_card/ppt_card_3926.html)
- 45 7. Dept. of State Passport Services:  
46 [http://travel.state.gov/passport/passport\\_1738.html](http://travel.state.gov/passport/passport_1738.html)
- 47 8. National Passport Information Center:  
48 [http://travel.state.gov/passport/about/npic/npic\\_898.html](http://travel.state.gov/passport/about/npic/npic_898.html)
- 49 9. Passport agencies:  
50 [http://travel.state.gov/passport/about/agencies/agencies\\_913.html](http://travel.state.gov/passport/about/agencies/agencies_913.html)
- 51 10. Passport application forms:  
52 [http://travel.state.gov/passport/forms/forms\\_847.html](http://travel.state.gov/passport/forms/forms_847.html)
- 53 11. Passport Duty Officer (Department of State): 202-663-2465

12. Chief Legal Counsel, Passport Policy, Department of State-Voice: (202)663-2430

## 15.5 Related articles

1. [Why the Fourteenth Amendment is NOT a Threat to Your Freedom, Form #08.015](#) -explains and rebuts THE MOST prevalent flawed argument we hear from freedom advocates.  
DIRECT LINK: <http://sedm.org/Forms/PolicyDocs/FourteenthAmendNotProb.pdf>  
FORMS PAGE: <http://sedm.org/Forms/FormIndex.htm>
2. [Passports and the Rule of Law](#)-Pete Hendrickson research on applying for a passport without a Social Security Number  
<http://famguardian.org/Subjects/Taxes/Citizenship/PassportsAndTheRuleOfLaw.pdf>
3. [Citizenship Status v. Tax Status, Form #10.011](#) -relationship between tax status under Title 26 of the U.S. Code and Citizenship status under Title 8 of the U.S. Code.  
DIRECT LINK: <http://famguardian.org/Subjects/Taxes/Citizenship/CitizenshipVTaxStatus.htm>  
FORMS PAGE: <http://sedm.org/Forms/FormIndex.htm>
4. ["Sovereign"="Foreign"](#) - explains sovereignty and how it impacts your legal status  
<http://famguardian.org/Subjects/Freedom/Sovereignty/Sovereign=Foreign.htm>
5. [Developing Evidence of Citizenship Course, Form #12.002-SEDM Forms page](#). training course on getting evidence of your "national" citizenship. If the Dept of State doesn't cooperate in giving you a "national" passport, you may need this  
DIRECT LINK: <http://sedm.org/LibertyU/DevEvidenceOfCitizenship.pdf>  
FORMS PAGE: <http://sedm.org/Forms/FormIndex.htm>
6. [Citizenship and Sovereignty Course, Form #12.001-SEDM Forms page](#). Simplified overview of citizenship and law concepts.  
DIRECT LINK: <http://sedm.org/LibertyU/CitAndSovereignty.pdf>  
FORMS PAGE: <http://sedm.org/Forms/FormIndex.htm>
7. [Family Guardian, Property and Privacy Protection Page](#)- see the section on "Numerical Identification and Automated Tracking". Very important  
<http://famguardian.org/Subjects/PropertyPrivacy/PropertyPrivacy.htm>
8. [About SSNs/TINs on Government Forms and Correspondence, Form #04.104](#) -very important information about SSNs  
DIRECT LINK: <http://sedm.org/Forms/Tax/Procedure/AboutSSNs/AboutSSNs.htm>  
FORMS PAGE: <http://sedm.org/Forms/FormIndex.htm>
9. [Why Penalties are Illegal for Anything But Federal Employees, Contractors, and Agents, Form #05.010](#)  
DIRECT LINK: <http://sedm.org/Forms/MemLaw/PenaltiesIllegal.pdf>  
FORMS PAGE: <http://sedm.org/Forms/FormIndex.htm>
10. [Why domicile and becoming a "taxpayer" require your consent, Form #05.002](#)-Great IRS Hoax, section 5.4.5  
DIRECT LINK: <http://sedm.org/Forms/MemLaw/Domicile.pdf>  
FORMS PAGE: <http://sedm.org/Forms/FormIndex.htm>
11. [Why Your Government is Either a Thief or You are a "Public Officer" for Income Tax Purposes, Form #05.008-SEDM Forms](#). Proves that the only "taxpayers" under Subtitle A of the I.R.C. are federal "employees" and "public officers"  
<http://sedm.org/Forms/MemLaw/WhyThiefOrEmployee.pdf>
12. [Passports, Social Security Numbers, and 26 U.S.C. §6039E](#)-white paper by Western State University Law Review that proves that it is unconstitutional to penalize people \$500 on a passport application for failure to disclose a Social Security Number  
<http://famguardian.org/Subjects/Taxes/Citizenship/PassportPaper.pdf>
13. [Sovereignty Forms and Instructions Online, Form #10.004, INSTRUCTIONS, Step 3.13: IMPORTANT: Correct Government Records Documenting Your Citizenship Status](#)  
<http://famguardian.org/TaxFreedom/Instructions/3.13ChangeUSCitizenshipStatus.htm>

## 15.6 Related law

1. [Foreign Sovereign Immunities Act](#) -if you fill out your passport application correctly and according to these instructions, you will preserve the protections of this act of your legal status. You as a "national" but not a "citizen" are an instrumentality of a "[foreign state](#)" and that foreign state is a state of the Union.  
[http://www4.law.cornell.edu/uscode/html/uscode28/usc\\_sup\\_01\\_28\\_10\\_IV\\_20\\_97.html](http://www4.law.cornell.edu/uscode/html/uscode28/usc_sup_01_28_10_IV_20_97.html)
2. [18 U.S.C. Part 1, Chapt 75: Passports and Visas](#)-note [18 U.S.C. §1542](#), false statements on passport  
<http://www4.law.cornell.edu/uscode/18/plch75.html>

- 1 3. [8 U.S.C. §1185: Travel control of citizens and aliens](http://www.law.cornell.edu/uscode/8/1185.html)
- 2 <http://www.law.cornell.edu/uscode/8/1185.html>
- 3 4. [8 U.S.C. §1101: Definitions-citizenship definitions](http://www4.law.cornell.edu/uscode/8/1101.html)
- 4 <http://www4.law.cornell.edu/uscode/8/1101.html>
- 5 5. [8 U.S.C. §1408: Nationals but not citizens of the United States at birth](http://www4.law.cornell.edu/uscode/8/1408.html)
- 6 <http://www4.law.cornell.edu/uscode/8/1408.html>
- 7 6. [8 U.S.C. §1452: Certificates of citizenship or U.S. non-citizen national status; procedure](http://www4.law.cornell.edu/uscode/8/1452.html)
- 8 <http://www4.law.cornell.edu/uscode/8/1452.html>
- 9 7. [22 U.S.C. §2721: Impermissible Basis for Denial of Passports](http://www.law.cornell.edu/uscode/html/uscode22/usc_sec_22_00002721----000-.html)
- 10 [http://www.law.cornell.edu/uscode/html/uscode22/usc\\_sec\\_22\\_00002721----000-.html](http://www.law.cornell.edu/uscode/html/uscode22/usc_sec_22_00002721----000-.html)
- 11 8. [26 U.S.C. §6039E: Information concerning resident status](http://www4.law.cornell.edu/uscode/26/6039E.html)
- 12 <http://www4.law.cornell.edu/uscode/26/6039E.html>
- 13 9. [26 CFR §301.6109-1: Identifying Numbers](http://ecfrback.access.gpo.gov/otcgc/cfr/otfilter.cgi?DB=1&ACTION=View&QUERY=301.6109-1&RGN=BSEC&OP=and&QUERY=26&RGN=BTI&QUERY=33394&RGN=BSECCT&SUBSET=SUBSET&FROM=1&ITEM=1)
- 14 [http://ecfrback.access.gpo.gov/otcgc/cfr/otfilter.cgi?DB=1&ACTION=View&QUERY=301.6109-](http://ecfrback.access.gpo.gov/otcgc/cfr/otfilter.cgi?DB=1&ACTION=View&QUERY=301.6109-1&RGN=BSEC&OP=and&QUERY=26&RGN=BTI&QUERY=33394&RGN=BSECCT&SUBSET=SUBSET&FROM=1&ITEM=1)
- 15 [1&RGN=BSEC&OP=and&QUERY=26&RGN=BTI&QUERY=33394&RGN=BSECCT&SUBSET=SUBSET&FRO](http://ecfrback.access.gpo.gov/otcgc/cfr/otfilter.cgi?DB=1&ACTION=View&QUERY=301.6109-1&RGN=BSEC&OP=and&QUERY=26&RGN=BTI&QUERY=33394&RGN=BSECCT&SUBSET=SUBSET&FROM=1&ITEM=1)
- 16 [M=1&ITEM=1](http://ecfrback.access.gpo.gov/otcgc/cfr/otfilter.cgi?DB=1&ACTION=View&QUERY=301.6109-1&RGN=BSEC&OP=and&QUERY=26&RGN=BTI&QUERY=33394&RGN=BSECCT&SUBSET=SUBSET&FROM=1&ITEM=1)
- 17 10. [22 CFR Part 50: Nationality Procedures](http://www.access.gpo.gov/nara/cfr/waisidx_06/22cfr50_06.html)
- 18 [http://www.access.gpo.gov/nara/cfr/waisidx\\_06/22cfr50\\_06.html](http://www.access.gpo.gov/nara/cfr/waisidx_06/22cfr50_06.html)
- 19 11. [22 CFR Part 51: Passports](http://www.access.gpo.gov/nara/cfr/waisidx_06/22cfr51_06.html)
- 20 [http://www.access.gpo.gov/nara/cfr/waisidx\\_06/22cfr51\\_06.html](http://www.access.gpo.gov/nara/cfr/waisidx_06/22cfr51_06.html)
- 21 12. [22 CFR Part 53: Passport Requirement Exceptions](http://www.access.gpo.gov/nara/cfr/waisidx_06/22cfr51_06.html)
- 22 [http://www.access.gpo.gov/nara/cfr/waisidx\\_06/22cfr51\\_06.html](http://www.access.gpo.gov/nara/cfr/waisidx_06/22cfr51_06.html)
- 23 13. [22 CFR §50.10: Certificate of nationality](http://edocket.access.gpo.gov/cfr_2008/aprqr/22cfr50.10.htm)-you can request a certificate of nationality if you are involved in a legal
- 24 [dispute against the government about your citizenship status](http://edocket.access.gpo.gov/cfr_2008/aprqr/22cfr50.10.htm)
- 25 [http://edocket.access.gpo.gov/cfr\\_2008/aprqr/22cfr50.10.htm](http://edocket.access.gpo.gov/cfr_2008/aprqr/22cfr50.10.htm)
- 26 14. [73 F.R. 1660-1664: Dept of State opens passport record files to spies and cops](http://famguardian.org/Subjects/Taxes/Citizenship/dos010908.htm)
- 27 <http://famguardian.org/Subjects/Taxes/Citizenship/dos010908.htm>

## 28 **15.7 Get a foreign passport!**

- 29 1. [World Citizen Government Web](http://www.worldgovernment.org/)-custom passport not issued by a scumbag government tyrant
- 30 <http://www.worldgovernment.org/>
- 31 2. [Conch Republic Passport](http://conchrepublic.com/)
- 32 <http://conchrepublic.com/>
- 33 3. [Embassy of Heaven Passport](http://www.embassyofheaven.com/)
- 34 <http://www.embassyofheaven.com/>